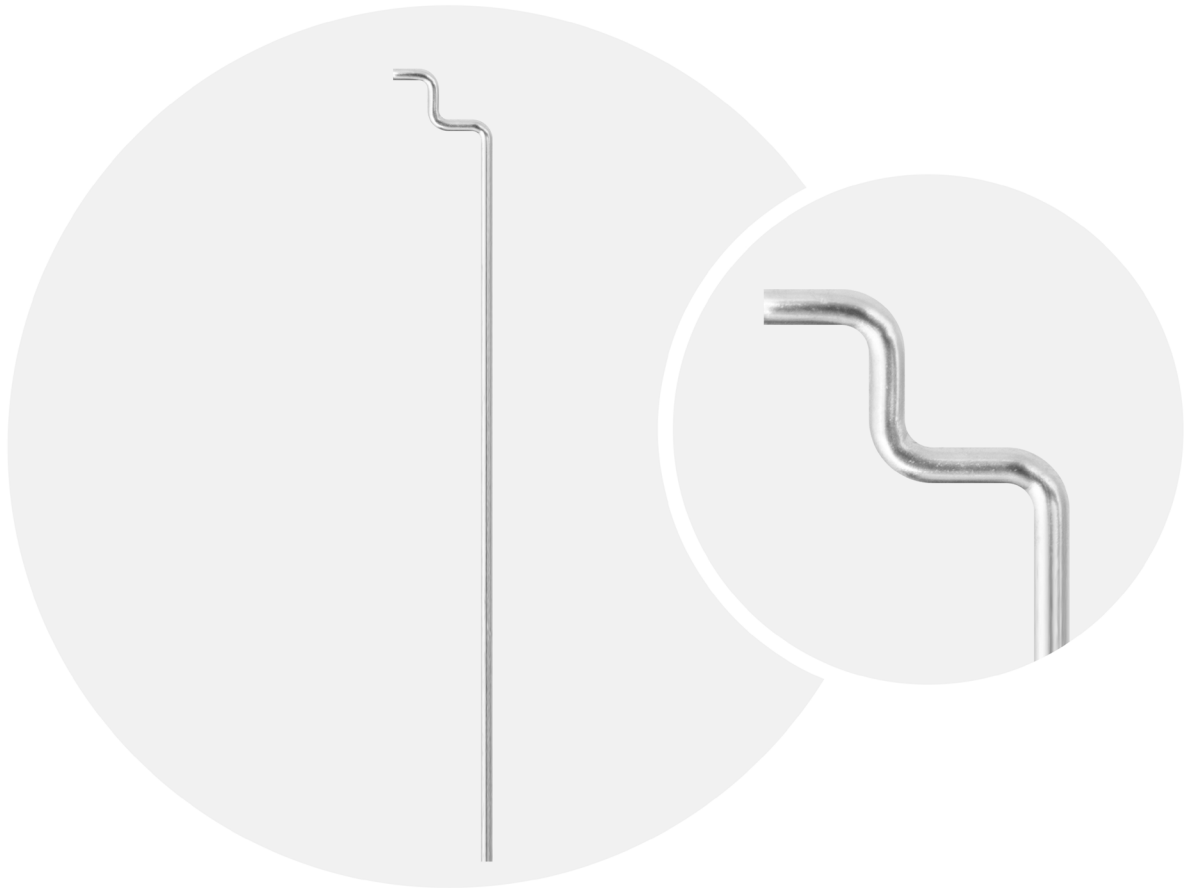


INTERNAL 915 MHZ

SOLDERING, MONOPOLE ANTENNA

   895-935 MHz



PN: M04-0103240R0A
Dimensions: Ø1.2 mm, 72.6 x 7.4 mm





Table of Contents

1 FEATURES & BENEFITS	1
2 APPLICATIONS.....	1
3 ORDER INFORMATION.....	1
4 MECHANICAL DIMENSIONS.....	2
5 REFERENCE GUIDE.....	3
6 ELECTRICAL PERFORMANCE	4
6.1 S11 (dB).....	4
6.2 Gain (dBi) and Total Efficiency (%)	5
6.3 Radiation Patterns (915 MHz).....	6
7 WELCOME ALL ANTENNA OEM/ODM PROJECTS	7

www.aboosty.com

The materials provided herein, which are intended for illustration purposes only, are believed to be reliable and correct. However, no responsibility is further assumed for inaccuracies or incompleteness, and all such information shall be entirely at the user's risk. All information is subject to change without prior notice.

Copyright © 2024 ShenZhen MyAntenna RF Technology Co., Ltd. All Rights Reserved.





1 FEATURES & BENEFITS

- Light Weight
- Nickel-Plated
- Easy Installation
- Good compatibility, Sensitive signal reception, Excellent stability
- Reduced Cost and Time-to-Market


2 APPLICATIONS

- Automated Meter Reading
- Wireless Sensor Networks
- Home and Building Automation
- Wireless Alarm and Security Systems
- Industrial Monitoring and Control
- Wireless M-BUS
- Internet of Things (IoT) Devices
- Smart Agriculture

3 ORDER INFORMATION

Product Name	Internal 915 MHz Soldering, Monopole Antenna
Part Number	M04-0103240R0A
Dimensions	Ø1.2mm, 72.6 x 7.4 mm
Weight	0.8g
Color	Silvery

4 MECHANICAL DIMENSIONS



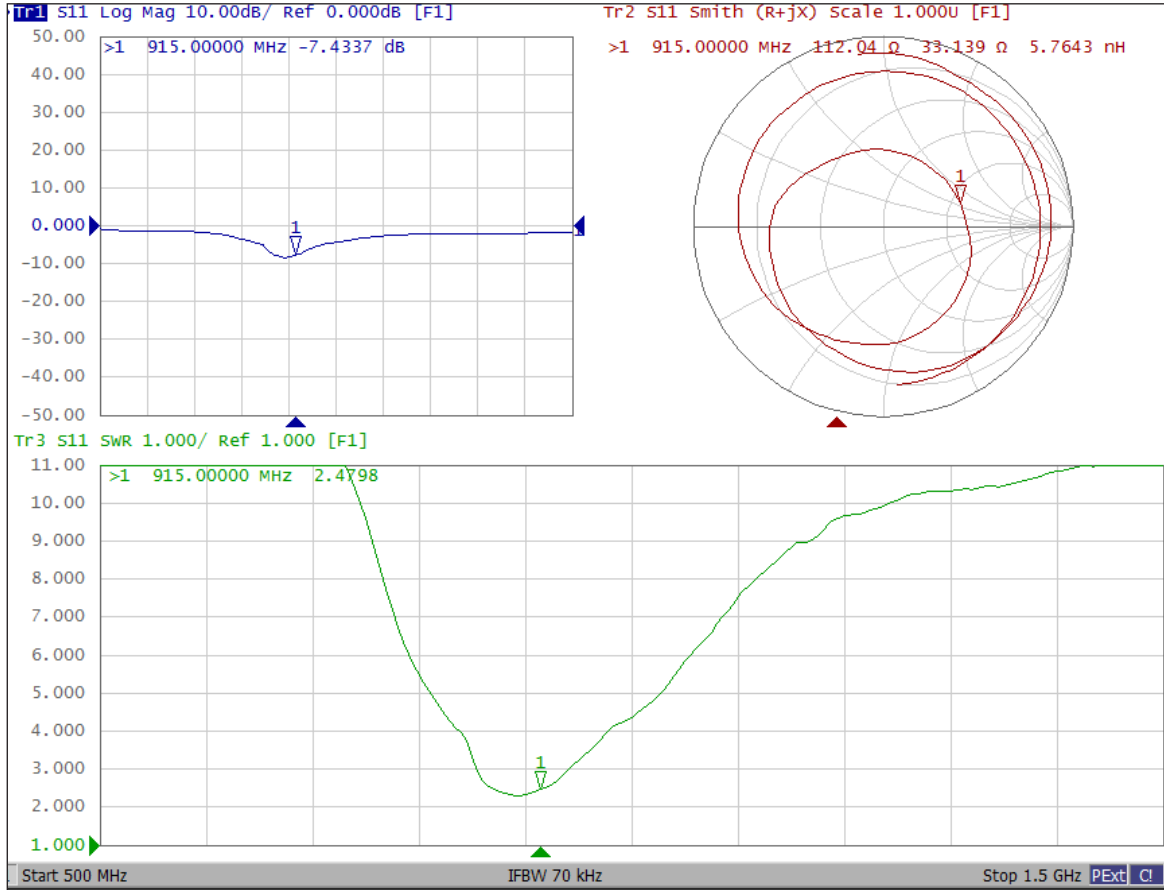


5 REFERENCE GUIDE

Technical Features	895-935 MHz
Peak Gain	Up to 0.79 dBi
Max Efficiency	51.84%
Input Impedance	50Ω
Radiation Pattern	Omnidirectional
Polarization	Linear
Operating Temperature	-40°C to +85°C
Material Substance Compliance	RoHS Compliant
Note: All Data were measured with an evaluation board of 123 x 98 x 1.2 mm. All data might vary with applications.	

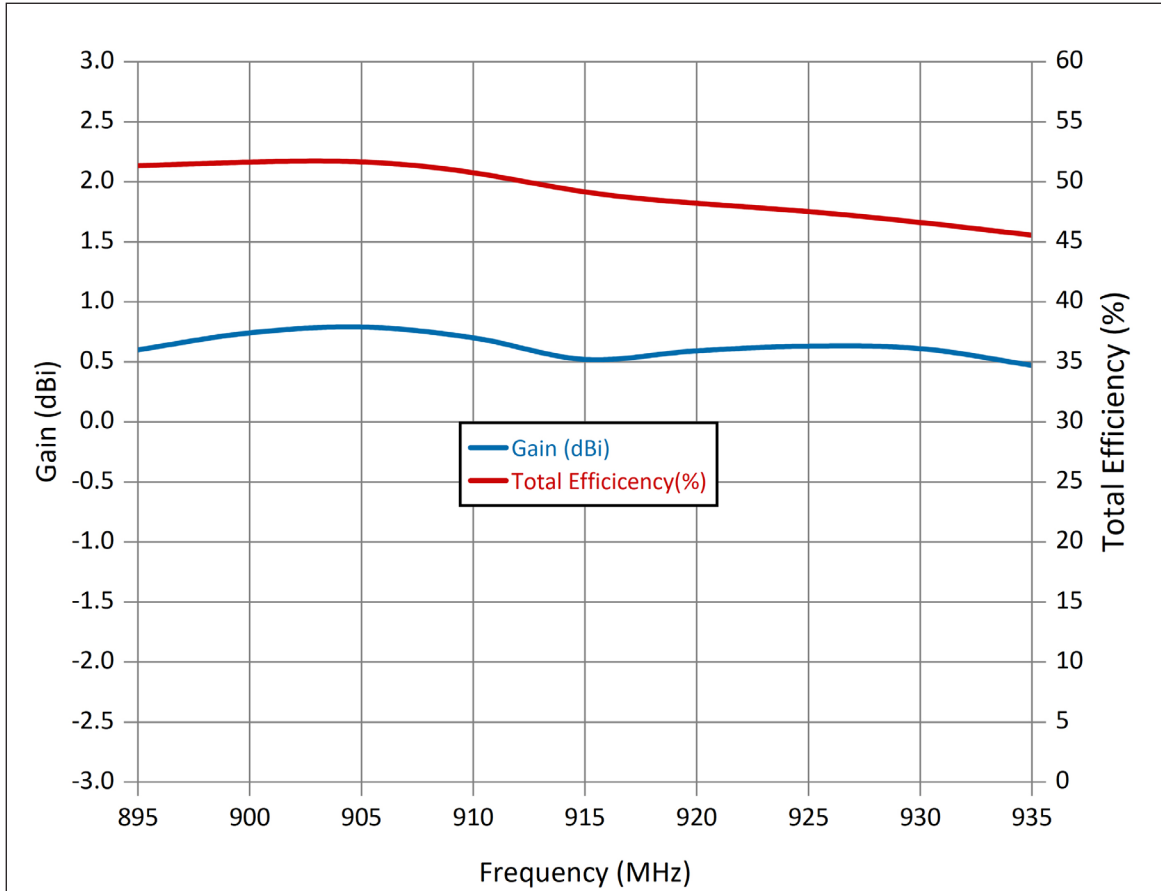
6 ELECTRICAL PERFORMANCE

6.1 S11 (dB)



Note: Data tested with an evaluation board of 123 x 98 x 1.2 mm

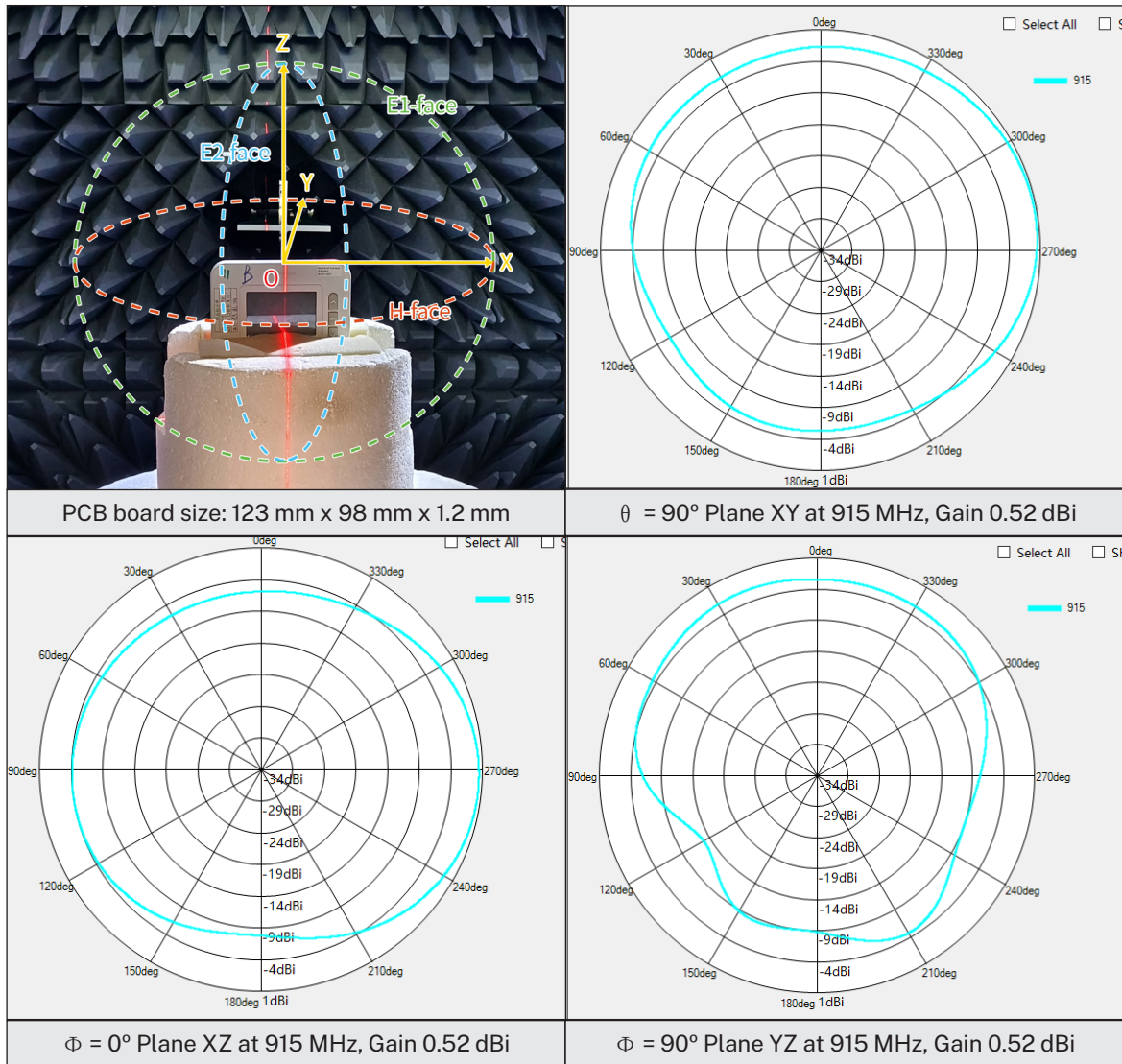
6.2 Gain (dBi) and Total Efficiency (%)



Note: Data tested with an evaluation board of 123 x 98 x 1.2 mm

Frequency (MHz)	Efficiency (%)	Gain (dBi)
895	51.34	0.6
900	51.66	0.74
905	51.84	0.79
910	50.94	0.7
915	48.96	0.52
920	48.19	0.59
925	47.57	0.63
930	46.63	0.61
935	45.55	0.47

6.3 Radiation Patterns (915 MHz)



Note: Data tested with an evaluation board of 123 x 98 x 1.2 mm



7 WELCOME ALL ANTENNA OEM/ODM PROJECTS

About ABOOSTY



10+ years in antenna R&D, production, and OEM/ODM



House of Aboosty: 450,000 units annual output capacity



Factory directly competitive price



Industry-leading quality levels



Professional team-work & support



Quick price and lead time estimation

Why Choose ABOOSTY



Innovative and patented design solutions



Full terminal devices anechoic chamber test



Co-location with its custom



Competitive price



Strict inspection



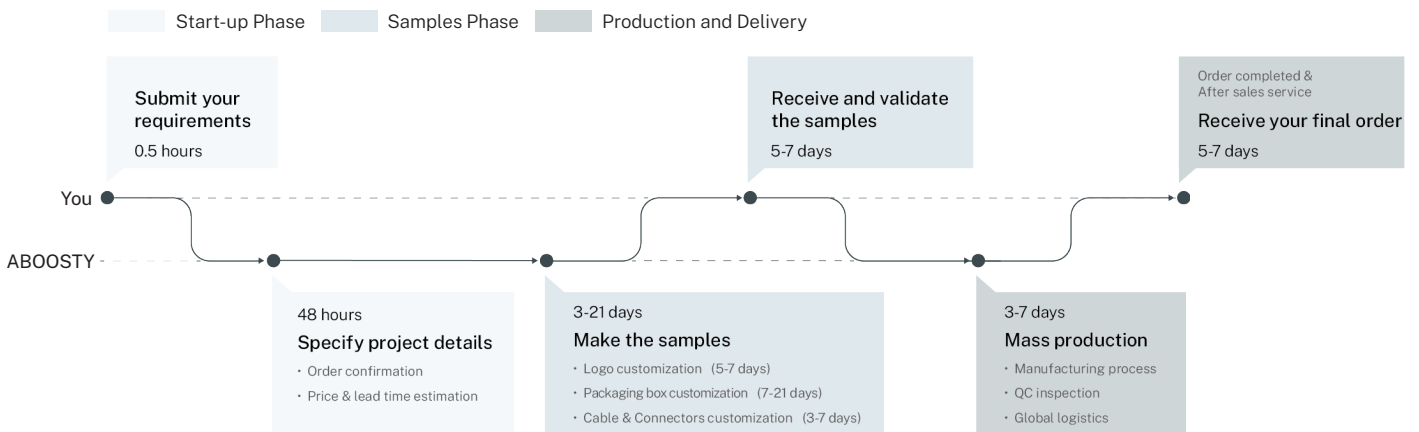
Prompt reply within 24h

What We Provide

OEM/ODM Services	
Light Customization	Deep Customization
<ul style="list-style-type: none"> Logo Packaging Cables & Connectors 	<ul style="list-style-type: none"> In-depth tailoring for specific applications Functional enhancements Environmental adaptations Vertical certifications ...

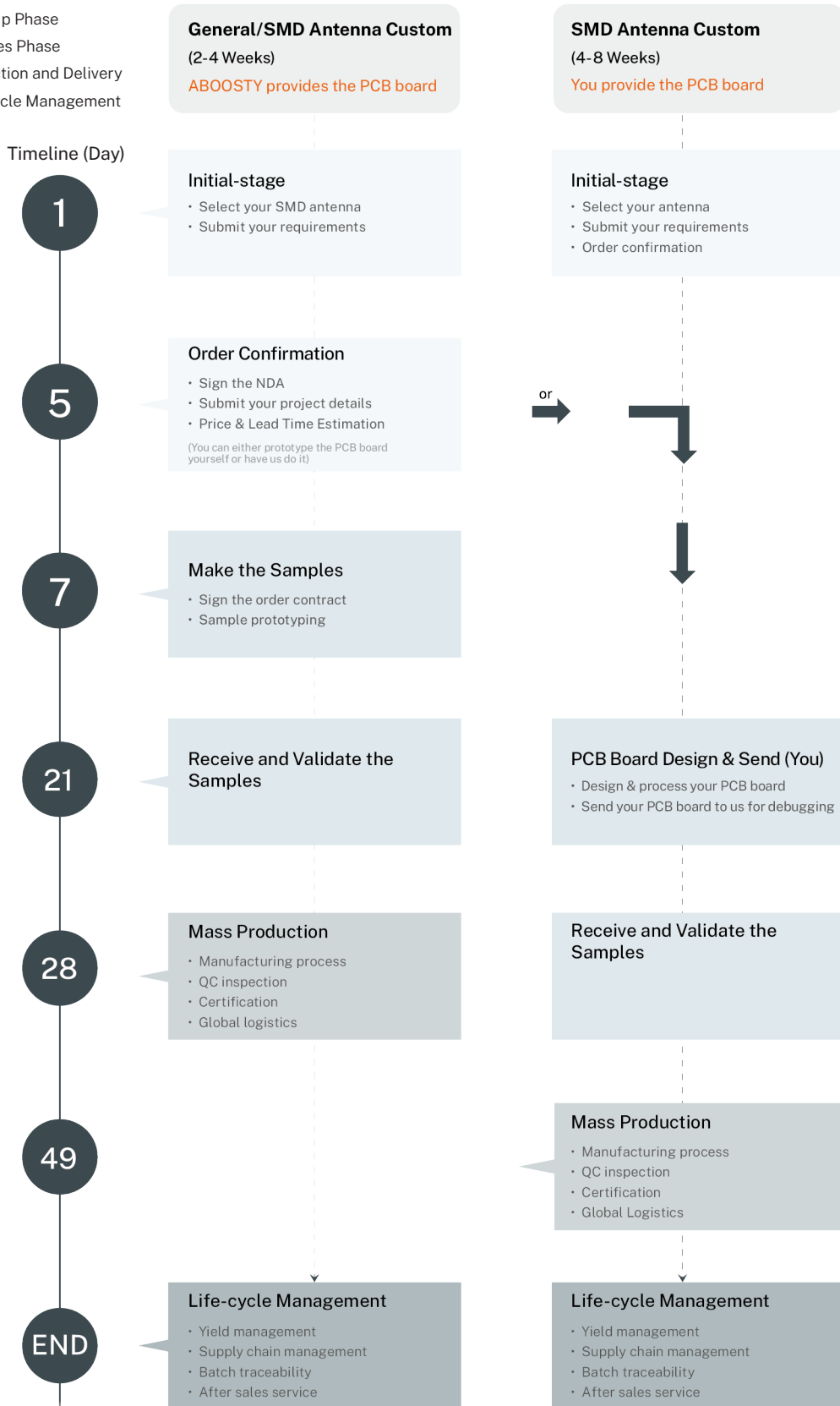
Custom Process

Light Customization Process



Deep Customization Process

- Start-up Phase
- Samples Phase
- Production and Delivery
- Life-cycle Management



ABOOSTY

A Globally Leading Manufacturer and Supplier of
Multi-band Combination Antennas

Visit us at www.aboosty.com

✉ support@aboosty.com 📞 +86 13924678201

