

2.4&5.8G Paddle Monopole Antenna

FEATURES



- Designed for both Indoor & Outdoor applications
- Ground Plane dependent
- 2.93 dBi Peak Gain
- Small Form Factor



The MyAntenna M02-0200210R0A/ M02-0200220R0A range of antennas are designed to decrease the lifetime cost of M2M and mobile device installations by offering a robust, effective antenna that is easy to install and lasts the lifetime of the installation without the need for maintenance.

PRODUCTS

Part No.	Weight	Shape	Dimensions (L x W x H)	Connector	Color
M02-0200210R0A	6g	Cylindrical	47.6*17.2*8.2mm	SMA Male	Black
M02-0200220R0A	6g	Conical	50.5*17.2*10.4mm	SMA Male	Black
M02-0200320R0A	6g	Conical	50.5*17.2*10.4mm	RP-SMA Male	Black
M02-0200330R0A	6g	Cylindrical	47.6*17.2*8.2mm	RP-SMA Male	Black

SPECIFICATIONS

PARAMETER	SPECIFICATION	
Frequency Bands, MHz	2400-2500	5100-5900
VSWR (Max)	3.0:1	3.0:1
Peak Gain, dBi (Typ)	Up to 2.93	
Peak Efficiency,%	Up to 86.93	
Nominal Impedance	50 Ω	
Max Power (ambient temp of 25°C)	10 Watts	
Azimuth Beam Width (deg)	Omnidirectional	
Polarization	Linear	
Radome	TPE, Black	
Storage Temperature Range (°C)	-40° C to +85° C	
Operational Temperature Range (°C)	-40° C to +85° C	
Material Substance Compliance	RoHS Compliant	

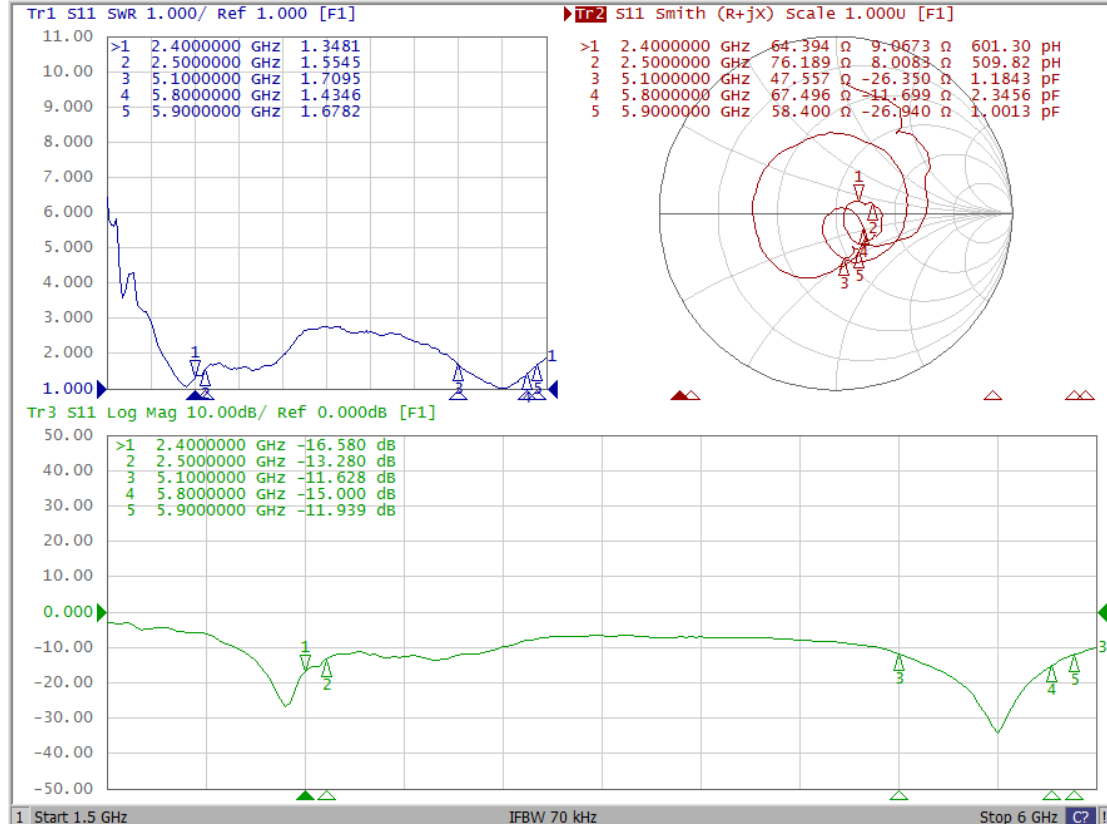
MyAntenna RF Technology Co., Ltd

ADD:No.RM 410, Country Garden Phoenix Wisdom Valley, No. 50 Tiezai Road, Baoan District, Shenzhen, P.R.China.

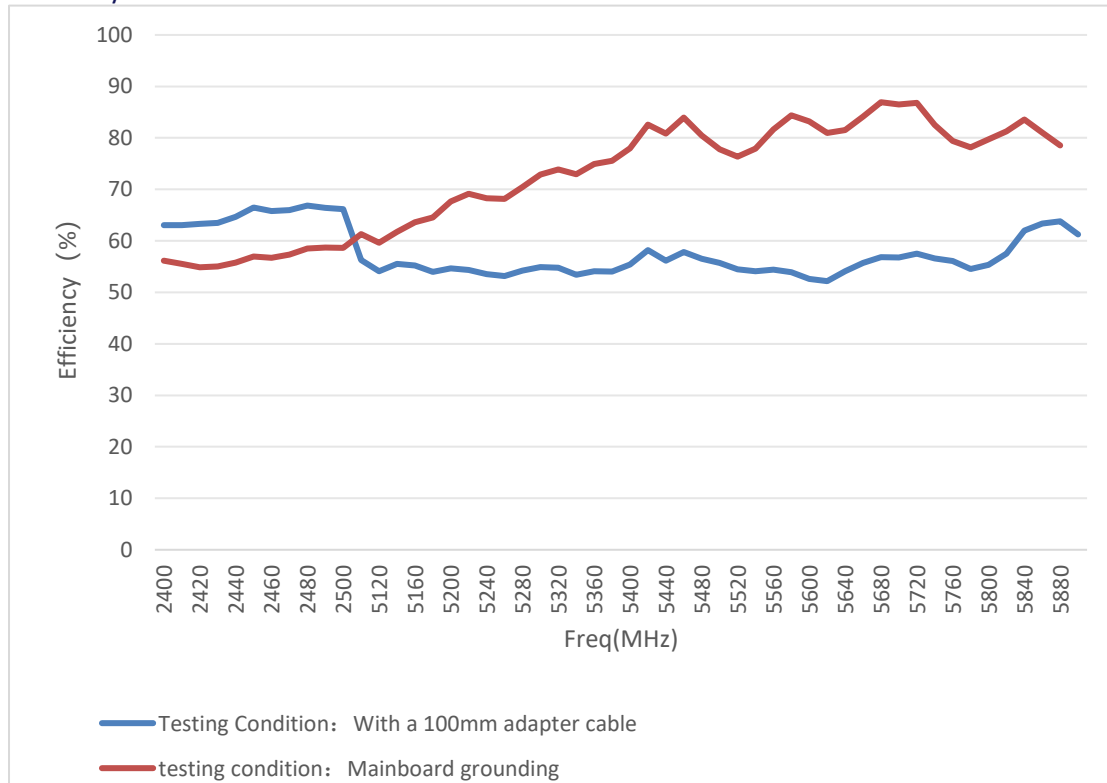
TEL: +86-0755-86503881 FAX: +86-0755-27801677 E-mail: nfc@myantenna.com

ELECTRICAL DATA

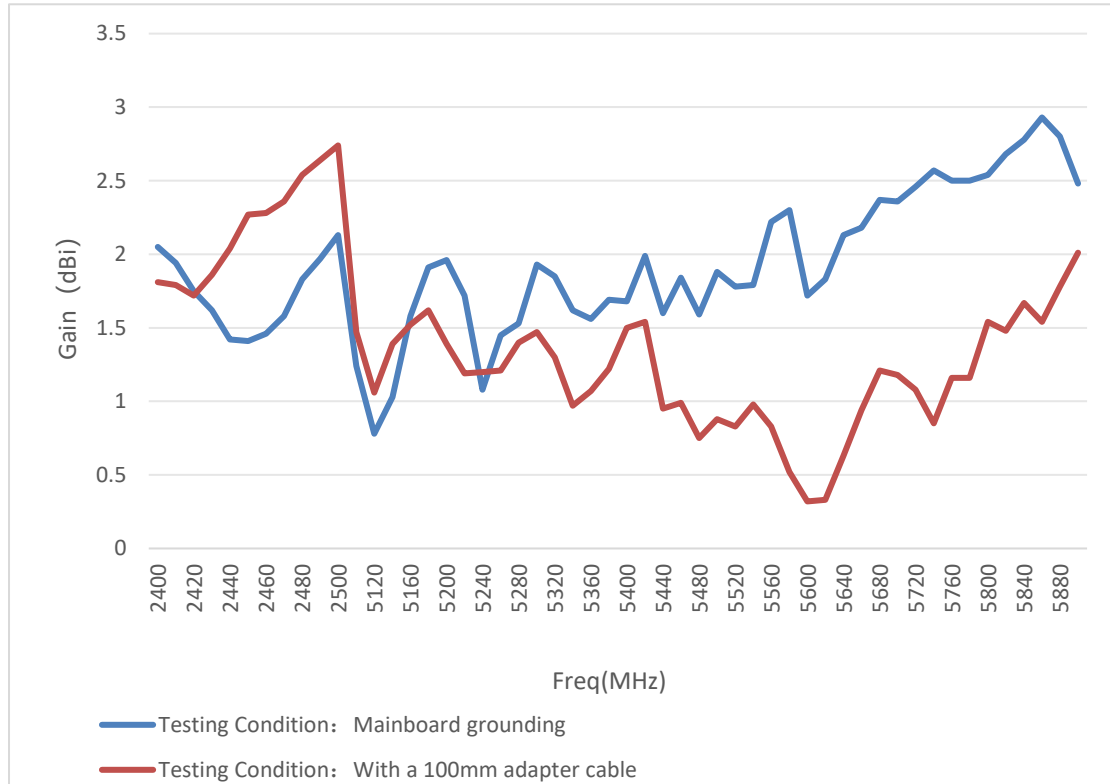
Return Loss



Efficiency (%)



Peak Gain (dBi)



Testing Condition: Mainboard grounding

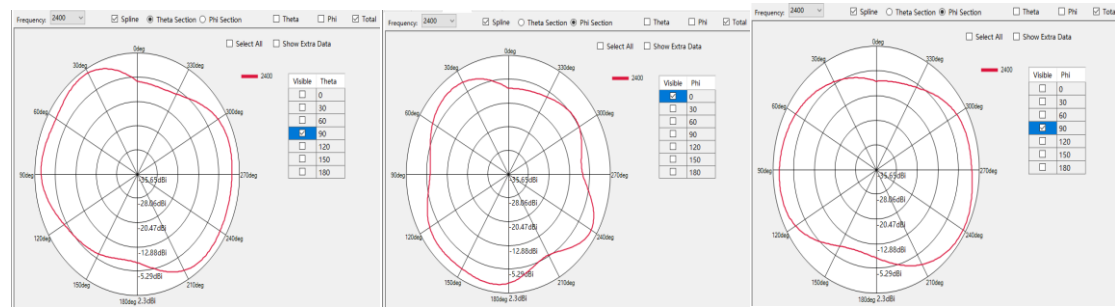
Freq(MHz)	Gain (dBi)	Efficiency (%)	Freq(MHz)	Gain (dBi)	Efficiency (%)	Freq(MHz)	Gain (dBi)	Efficiency (%)
2400	2.05	56.15	5240	1.08	68.25	5600	1.72	83.19
2410	1.94	55.55	5260	1.45	68.16	5620	1.83	80.94
2420	1.75	54.87	5280	1.53	70.45	5640	2.13	81.52
2430	1.62	55.02	5300	1.93	72.87	5660	2.18	84.11
2440	1.42	55.77	5320	1.85	73.89	5680	2.37	86.93
2450	1.41	56.97	5340	1.62	72.93	5700	2.36	86.50
2460	1.46	56.69	5360	1.56	74.95	5720	2.46	86.79
2470	1.58	57.32	5380	1.69	75.54	5740	2.57	82.53
2480	1.83	58.54	5400	1.68	77.99	5760	2.50	79.39
2490	1.97	58.68	5420	1.99	82.55	5780	2.50	78.17
2500	2.13	58.64	5440	1.60	80.85	5800	2.54	79.72
5100	1.24	61.30	5460	1.84	83.92	5820	2.68	81.28
5120	0.78	59.62	5480	1.59	80.48	5840	2.78	83.59
5140	1.03	61.76	5500	1.88	77.81	5860	2.93	81.05
5160	1.58	63.60	5520	1.78	76.36	5880	2.80	78.54
5180	1.91	64.52	5540	1.79	77.94	5900	2.48	77.13
5200	1.96	67.66	5560	2.22	81.62			
5220	1.72	69.13	5580	2.30	84.37			

Testing Condition: With a 100mm adapter cable

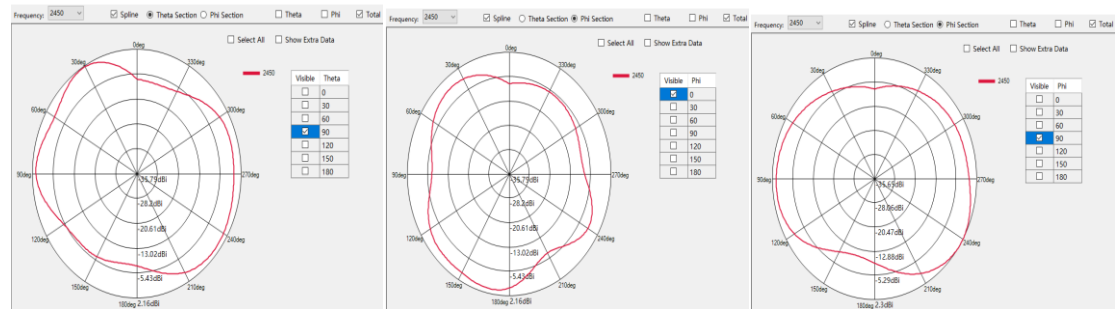
Freq(MHz)	Gain (dBi)	Efficiency (%)	Freq(MHz)	Gain (dBi)	Efficiency (%)	Freq(MHz)	Gain (dBi)	Efficiency (%)
2400	1.81	63.05	5240	1.2	53.53	5600	0.32	52.58
2410	1.79	63.05	5260	1.21	53.17	5620	0.33	52.18
2420	1.72	63.32	5280	1.4	54.22	5640	0.63	54.08
2430	1.86	63.5	5300	1.47	54.92	5660	0.94	55.74
2440	2.04	64.7	5320	1.3	54.8	5680	1.21	56.82
2450	2.27	66.46	5340	0.97	53.41	5700	1.18	56.75
2460	2.28	65.81	5360	1.07	54.12	5720	1.08	57.49
2470	2.36	65.96	5380	1.22	54.05	5740	0.85	56.6
2480	2.54	66.86	5400	1.5	55.4	5760	1.16	56.07
2490	2.64	66.43	5420	1.54	58.18	5780	1.16	54.52
2500	2.74	66.15	5440	0.95	56.14	5800	1.54	55.35
5100	1.47	56.27	5460	0.99	57.81	5820	1.48	57.5
5120	1.06	54.09	5480	0.75	56.5	5840	1.67	61.97
5140	1.39	55.5	5500	0.88	55.74	5860	1.54	63.36
5160	1.52	55.21	5520	0.83	54.49	5880	1.78	63.83
5180	1.62	53.98	5540	0.98	54.11	5900	2.01	61.27
5200	1.39	54.63	5560	0.83	54.41			
5220	1.19	54.33	5580	0.52	53.92			

RADIATION PATTERNS

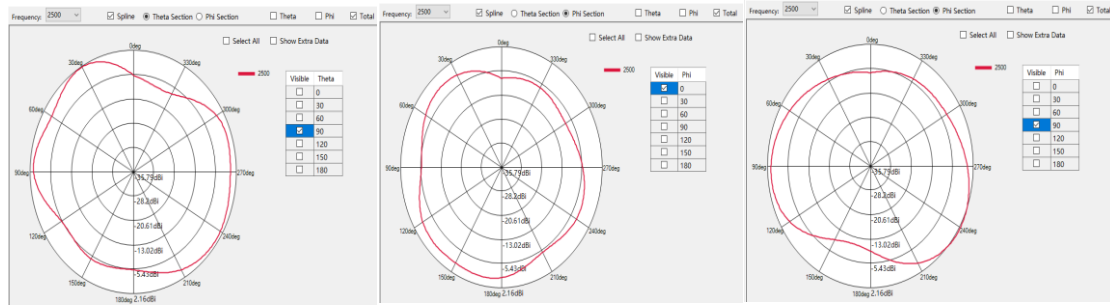
2D Radiation Pattern at 2400MHz



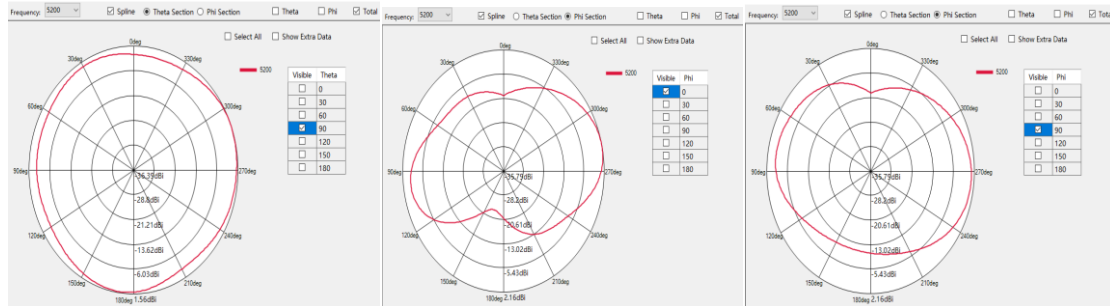
2D Radiation Pattern at 2450MHz



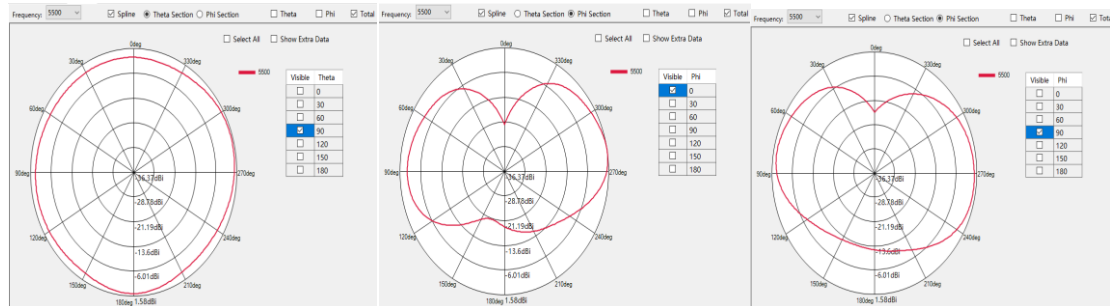
2D Radiation Pattern at 2500MHz



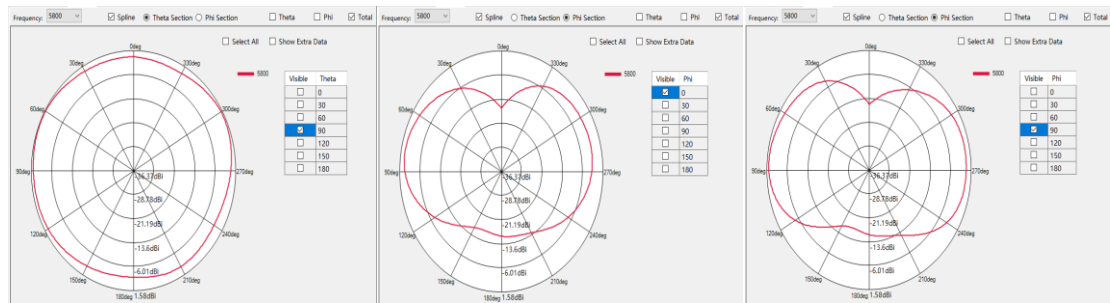
2D Radiation Pattern at 5200MHz



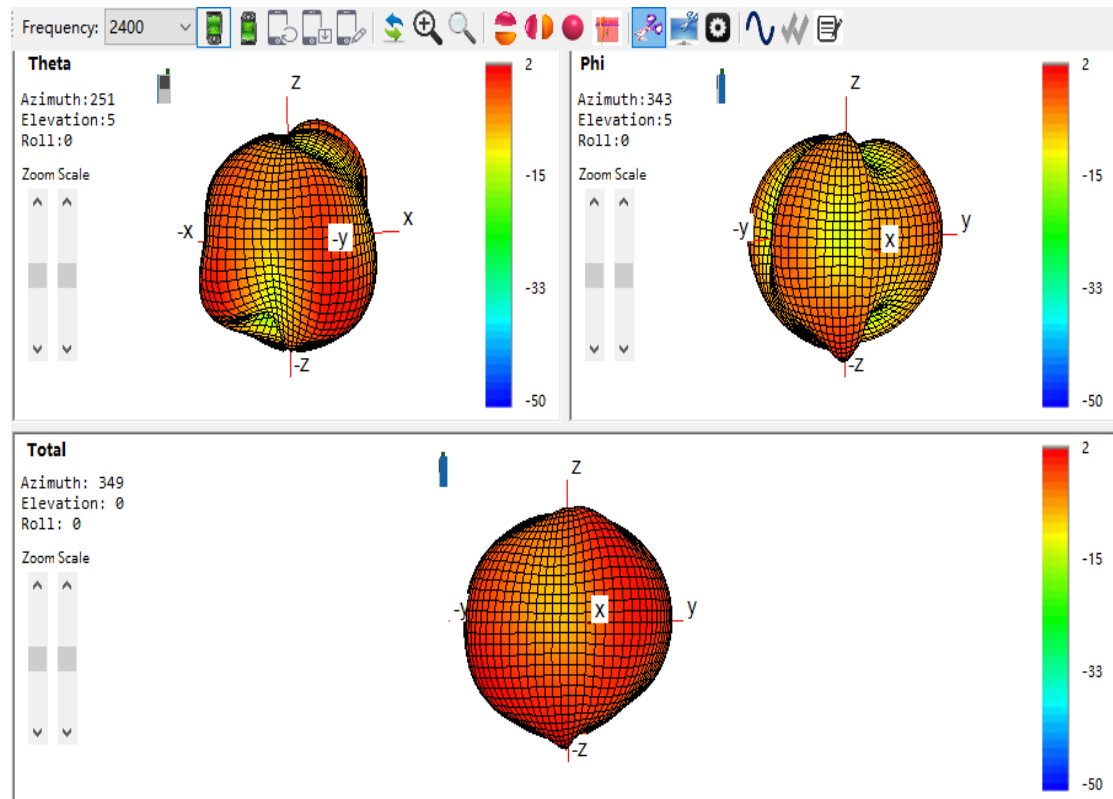
2D Radiation Pattern at 5500MHz



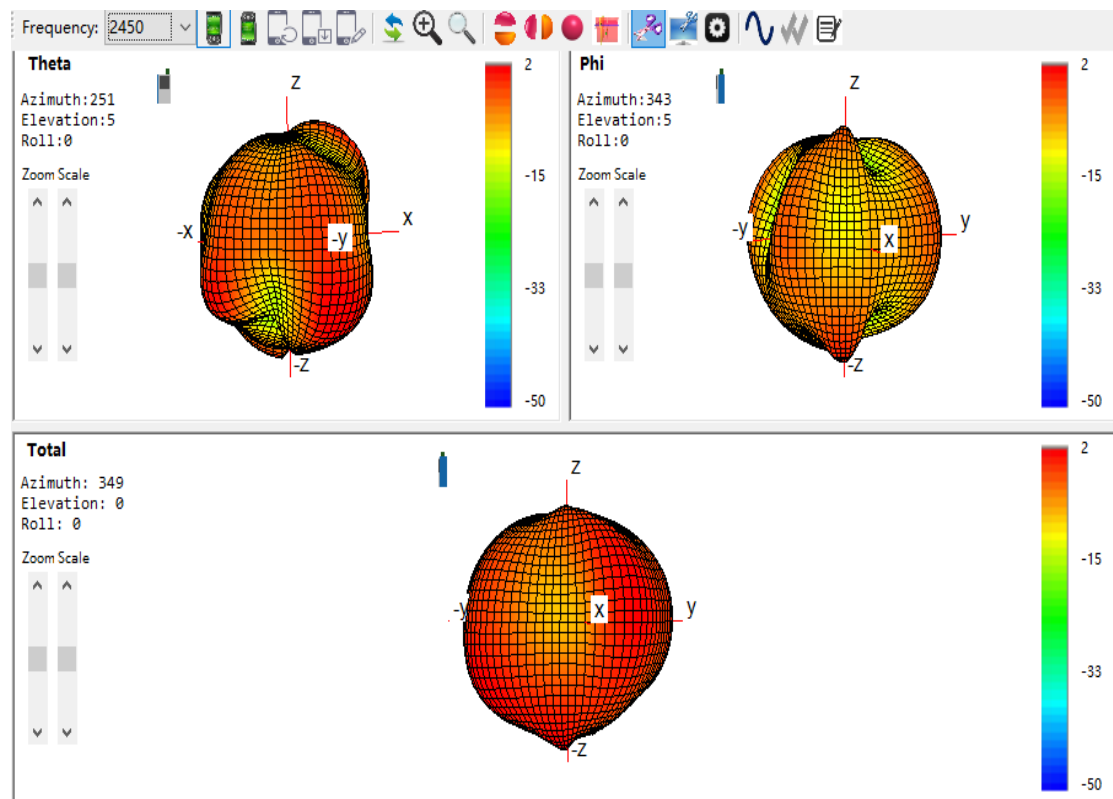
2D Radiation Pattern at 5800MHz



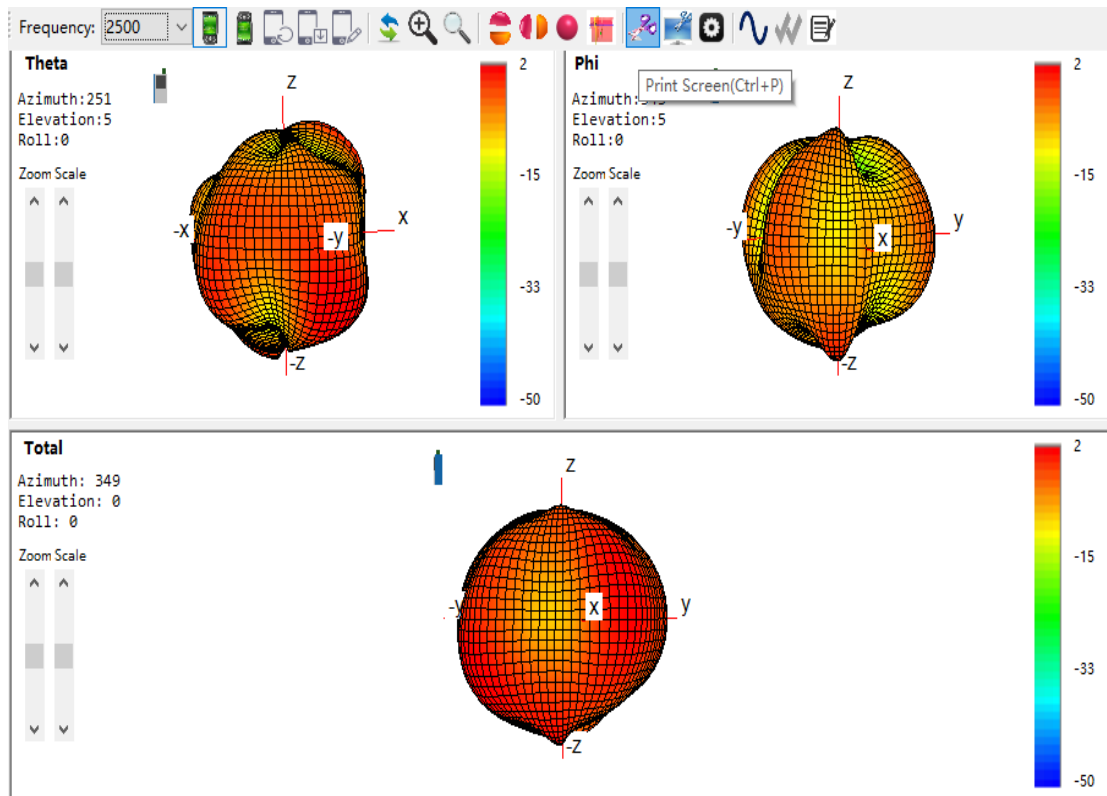
3D Radiation Pattern at 2400MHz



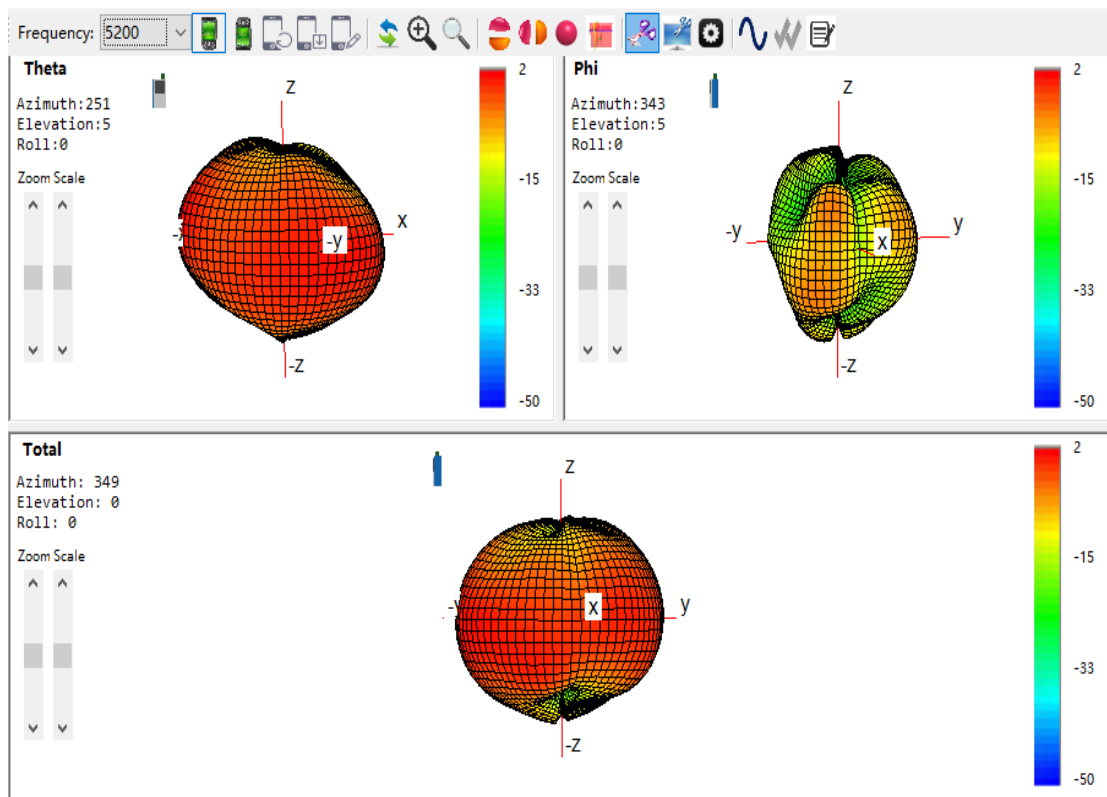
3D Radiation Pattern at 2450MHz



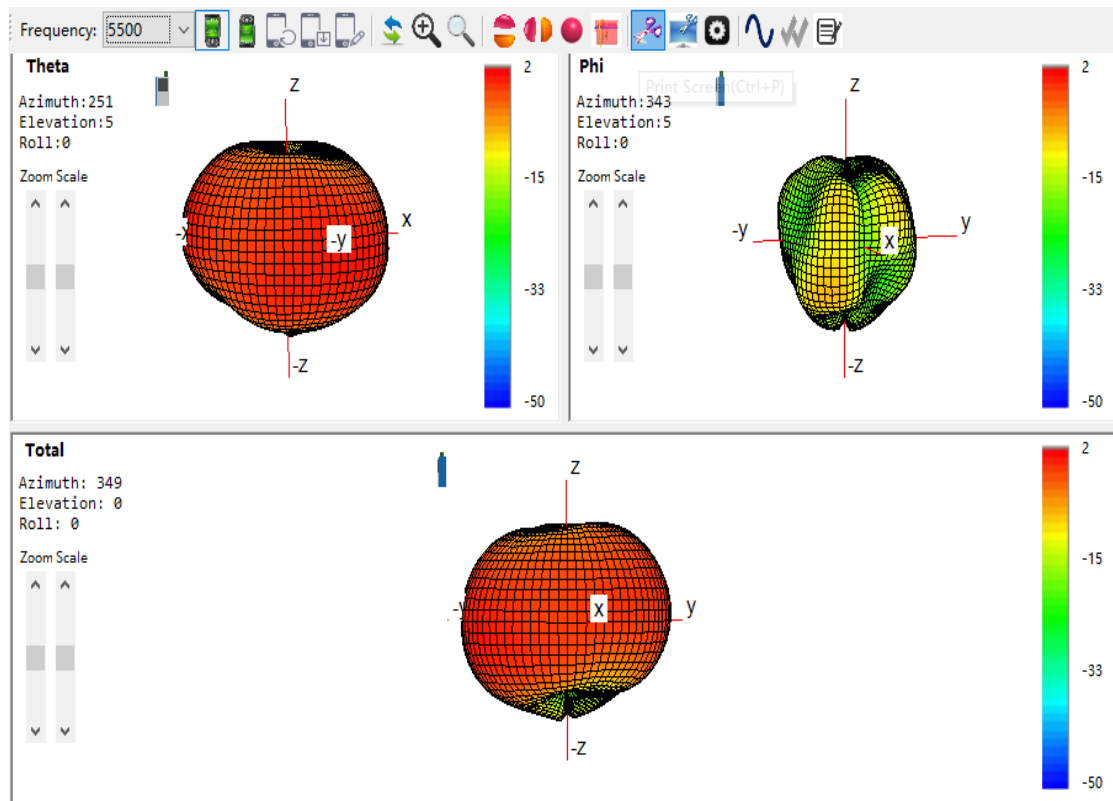
3D Radiation Pattern at 2500MHz



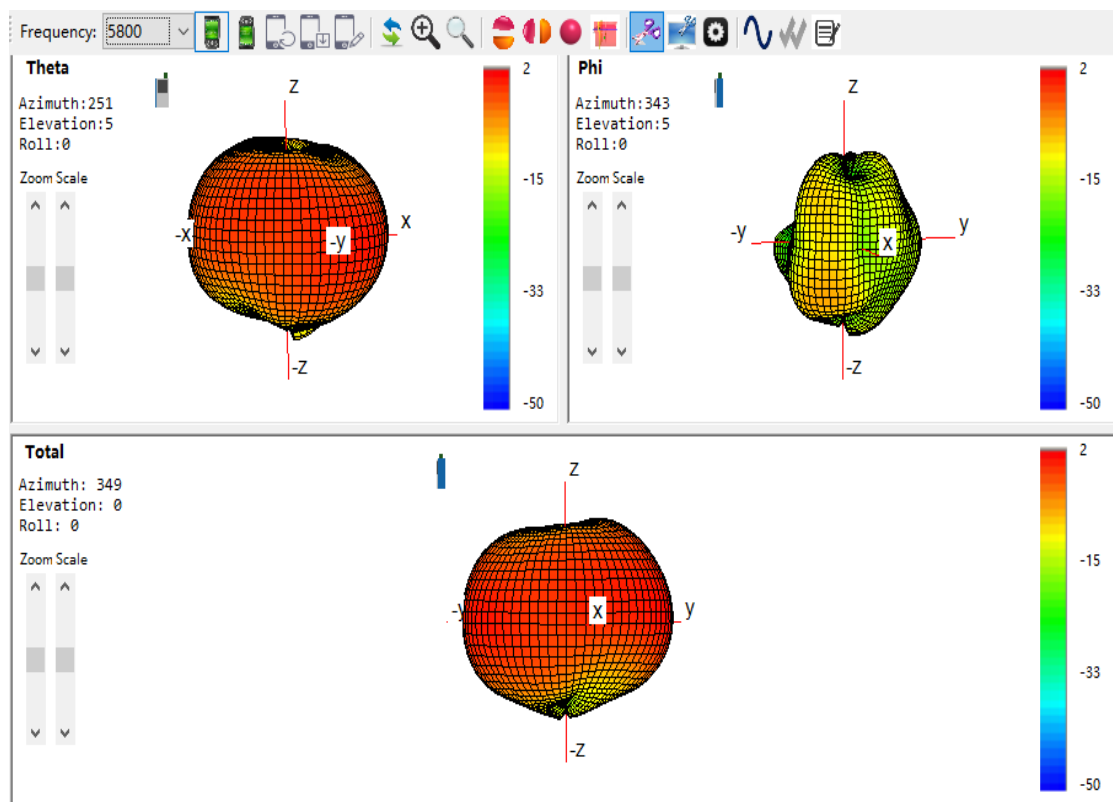
3D Radiation Pattern at 5200MHz



3D Radiation Pattern at 5500MHz

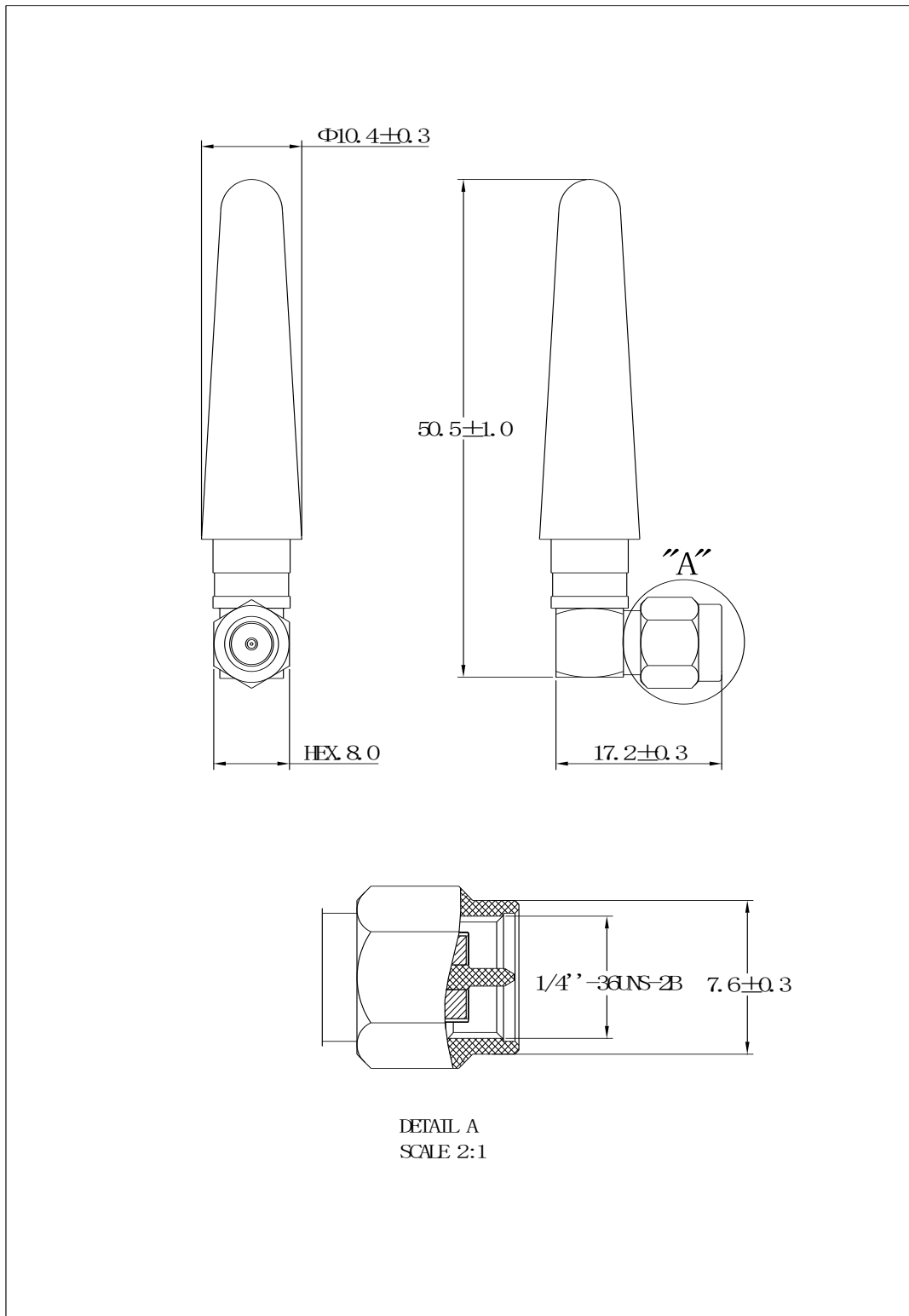


3D Radiation Pattern at 5800MHz

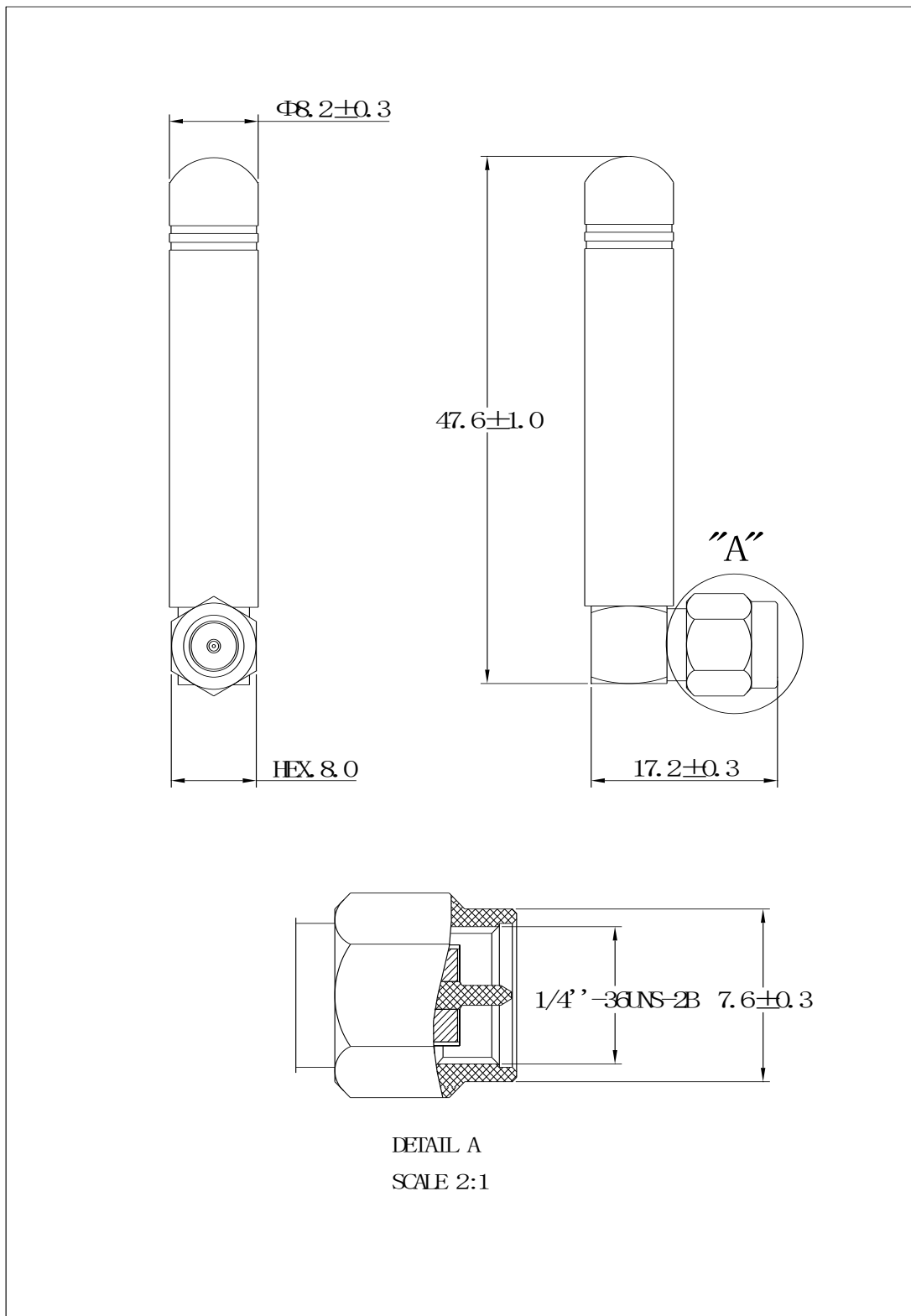


HOUSING CONFIGURATIONS

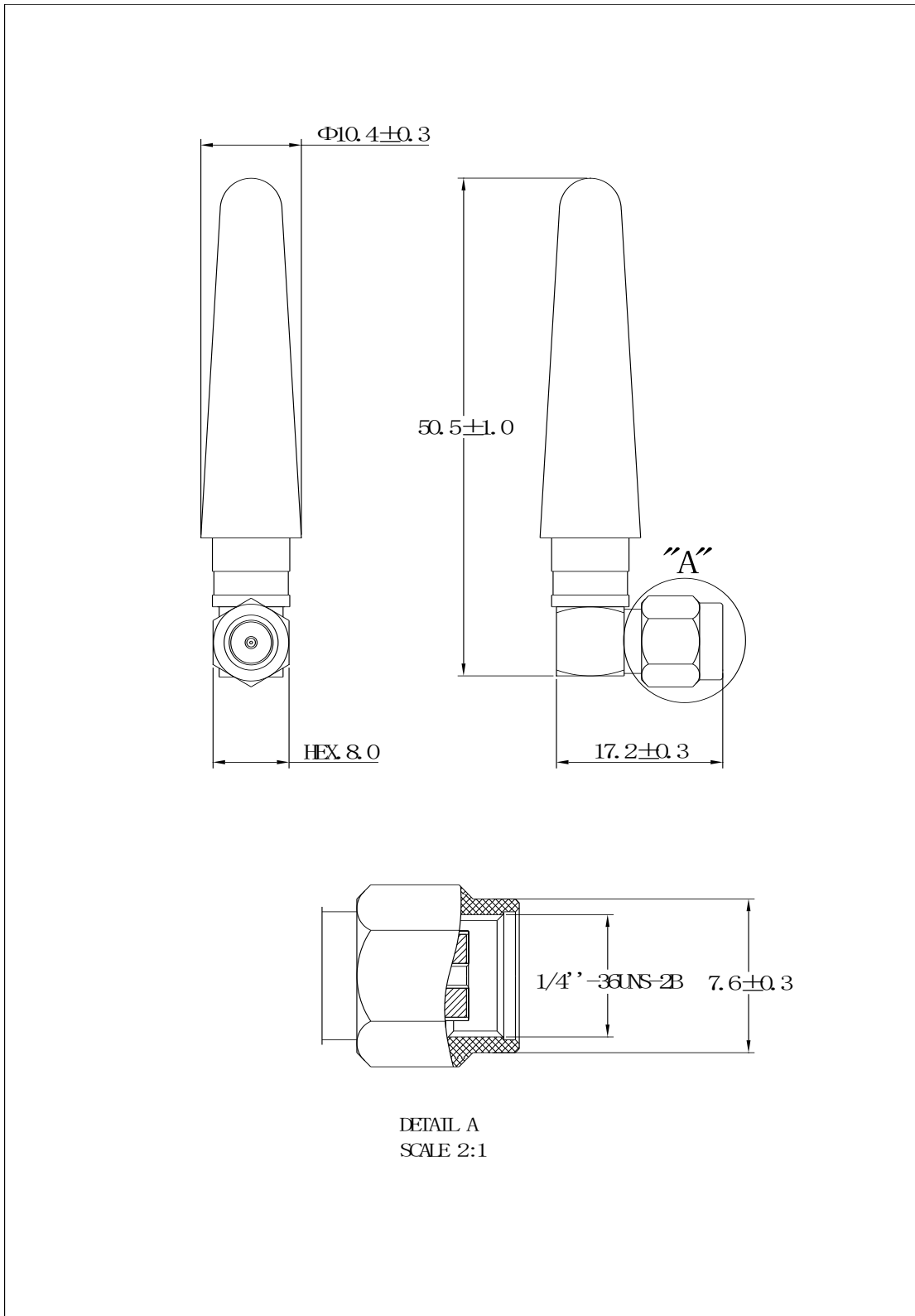
M02-0200220R0A



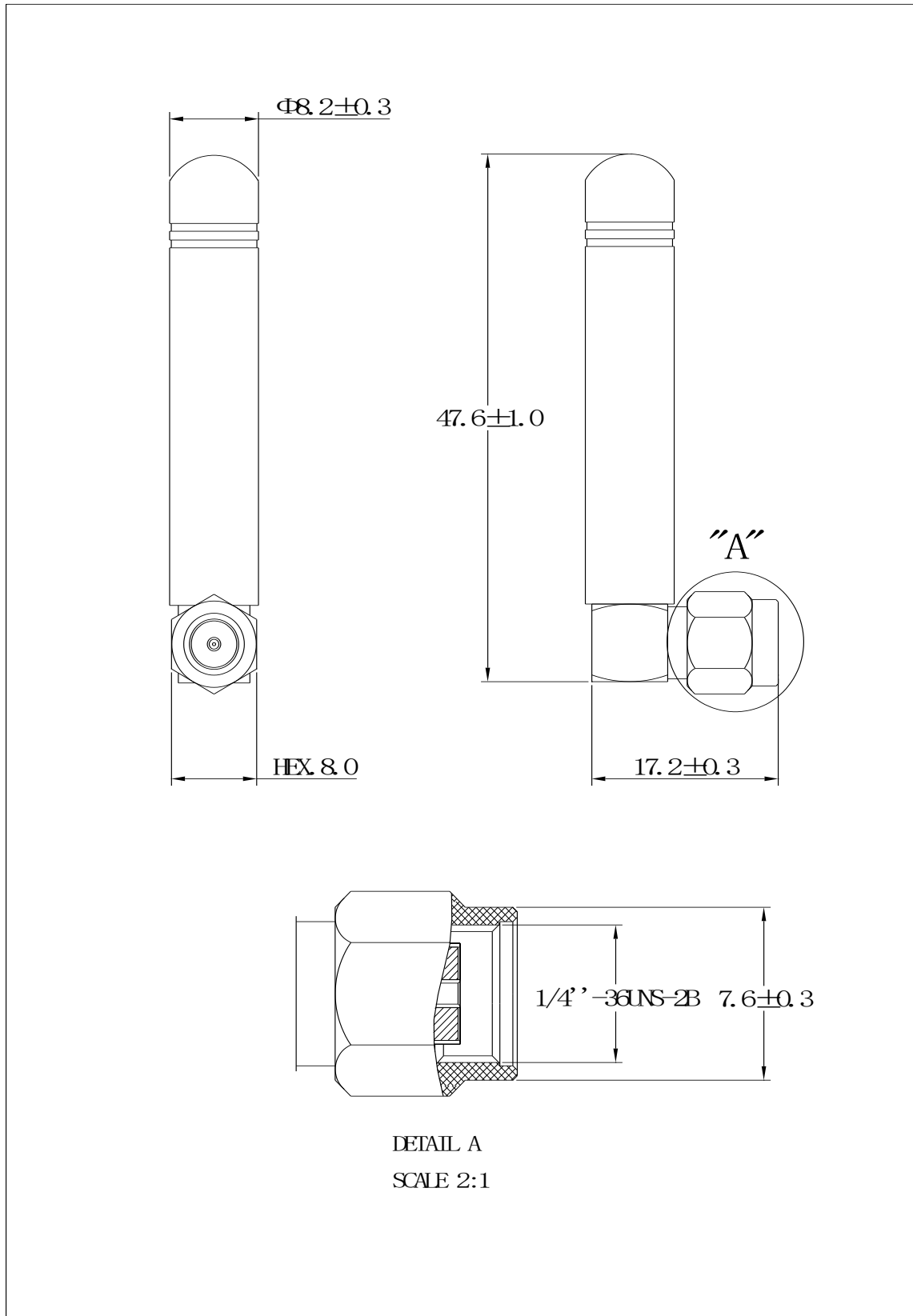
M02-0200210R0A



M02-0200320R0A



M02-0200330R0A



Aboosty™ is owned by Shenzhen MyAntenna RF Technology Co., Ltd. (often abbreviated as MyAntenna).