

5G Paddle Dipole Antenna

FEATURES



- Enhanced hinge structure for vibration environs
- Dipole Antenna, Ground Plane Independent
- Wide band Antenna
- 698-2690 MHz Sub 6GHz Bands
- 3.8 dBi 5G NR Peak Gain
- Can be rotated horizontally (180°) or vertically (90°), suitable for compact space multi-antenna installation



The MyAntenna M02-0100010R0A range of antennas are designed to decrease the lifetime cost of M2M and mobile device installations by offering a robust, effective antenna that is easy to install and lasts the lifetime of the installation without the need for maintenance.

The antenna offers ground-plane independent Omni-directional performance across global cellular and LTE bands making it a versatile solution for any number of applications. The efficient element design ensures a high first time connection rate and an ongoing, robust communications link even in problematic coverage areas.

PRODUCTS

Part No.	Weight	Dimensions (L x W x H)	Connector	Color	Note
M02-0100010R0A	66g	221.7* 58* 7.6 mm	SMA-Male	Black	In-Stock
M02-0100070R0A	66g	221.7* 58* 7.6 mm	SMA-Male	Black	Pre-Sale

SPECIFICATIONS

PARAMETER	SPECIFICATION		
Frequency Bands, MHz	698-960	1710-2690	5150-5850
VSWR (Max)	3.0:1	3.0:1	3.0:1
Peak Gain, dBi (Typ)	Up to 3.8		
Max Efficiency (%)	90.6		
Nominal Impedance	50 Ω		
Max Power (ambient temp of 25°C)	10 Watts		
Azimuth Beam Width (deg)	Omnidirectional		
Polarization	Linear, Omnidirectional		
Radome	PC, Black		
Storage Temperature Range (°C)	-40° C to +85° C		
Operational Temperature Range (°C)	-30° C to +80° C		
Material Substance Compliance	REACH/RoHS Compliant		
HSCODE	8517707090		
USHSCODE	8517620010		
UPC			

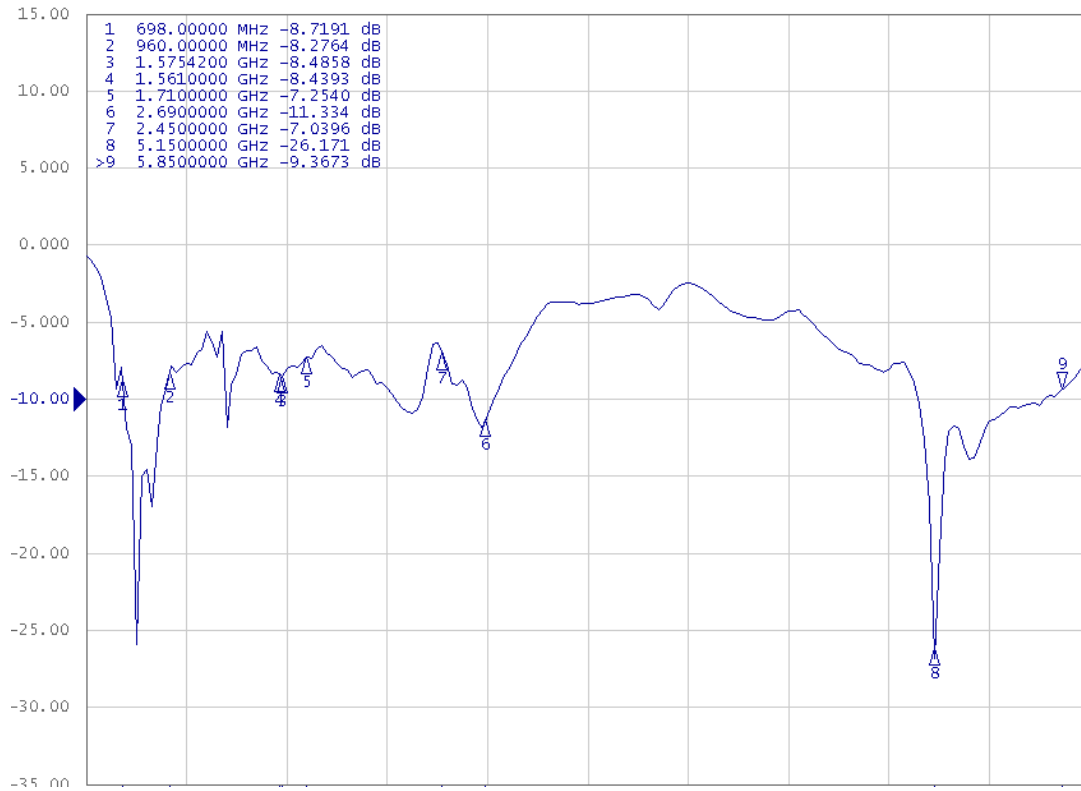
MyAntenna RF Technology Co., Ltd

ADD: No.RM 405, R3-A Building, Shenzhen High-Tech Park, Nanshan, Shenzhen, P.R. China.

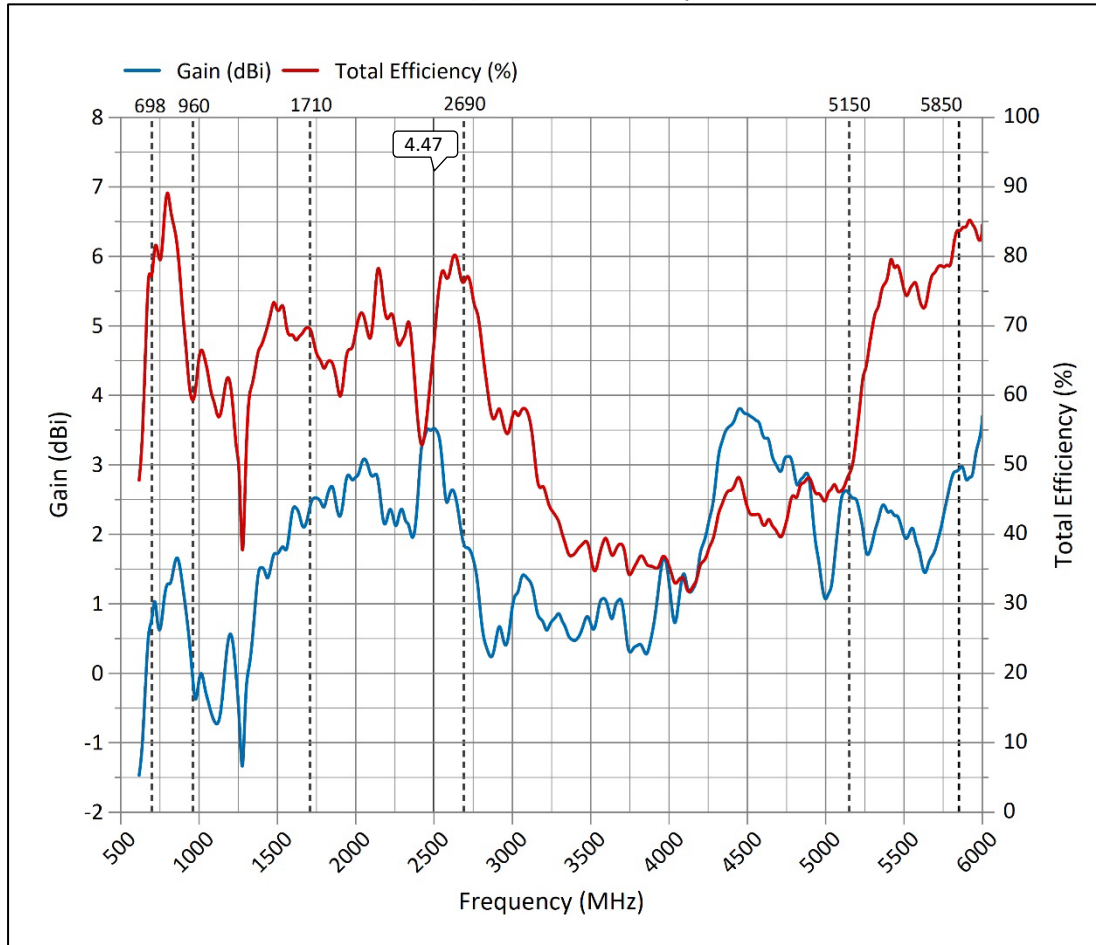
TEL: +86-0755-86503881 FAX: +86-0755-27801677 E-mail: nfc@myantenna.com

ELECTRICAL DATA

Return Loss

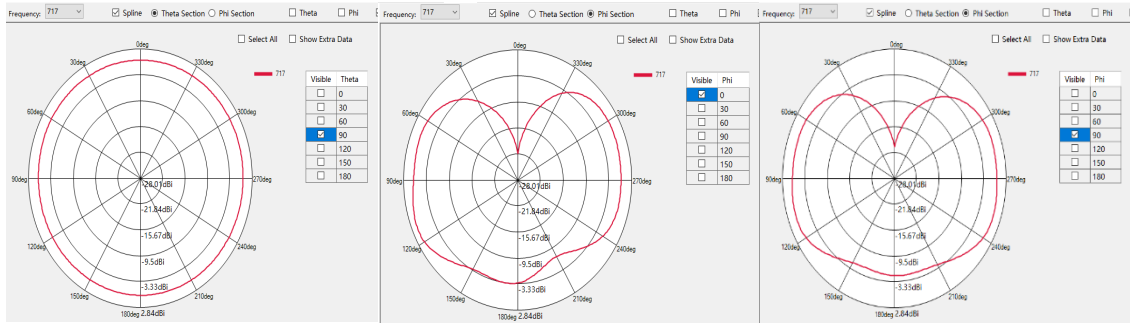


Peak Gain (dBi) and Efficiency (%)

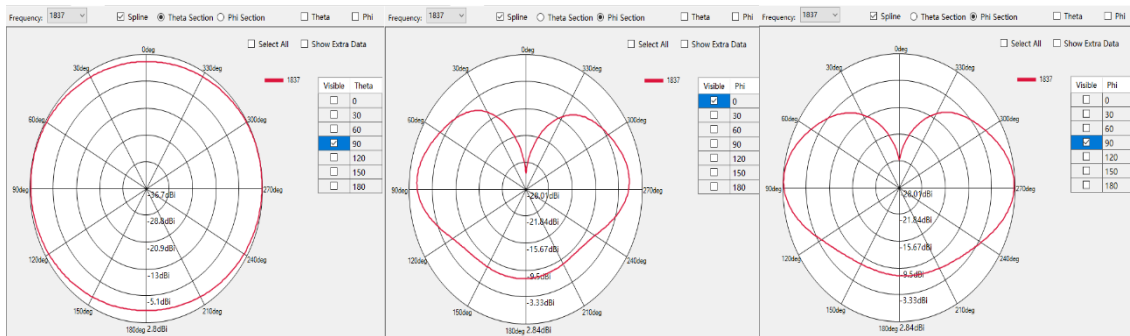


Feq(MHz)	Gain (dBi)	Effi.(%)	Feq(MHz)	Gain (dBi)	Effi.(%)	Feq(MHz)	Gain (dBi)	Effi.(%)
617	-1.47	47.76	897	1.22	71.16	2517	3.49	72.38
637	-1.14	52.36	917	0.9	67.02	2617	2.68	79.92
657	-0.19	65.66	937	0.5	60.82	2717	1.82	77.62
677	0.69	79.86	957	-0.02	58.76	2817	0.48	64.79
697	0.68	75.28	977	-0.53	60.21	5097	2.54	46.26
717	1.23	82.86	997	-0.09	65.68	5197	2.53	54.3
737	0.59	80.59	1717	2.5	69.47	5297	1.87	69.65
757	0.61	78.26	1817	2.56	64.84	5397	2.28	76.69
777	1.11	85.54	1917	2.38	60.9	5497	1.98	75.3
797	1.33	90.66	2017	2.83	71.17	5597	1.8	73.75
817	1.24	86.43	2117	2.84	72.26	5697	1.75	77.53
837	1.51	84.61	2217	2.42	71.52	5797	2.76	78.13
857	1.72	82.54	2317	2.15	68.5	5897	2.72	83.91
877	1.57	77.79	2417	3.33	52.18	6000	3.7	84.54

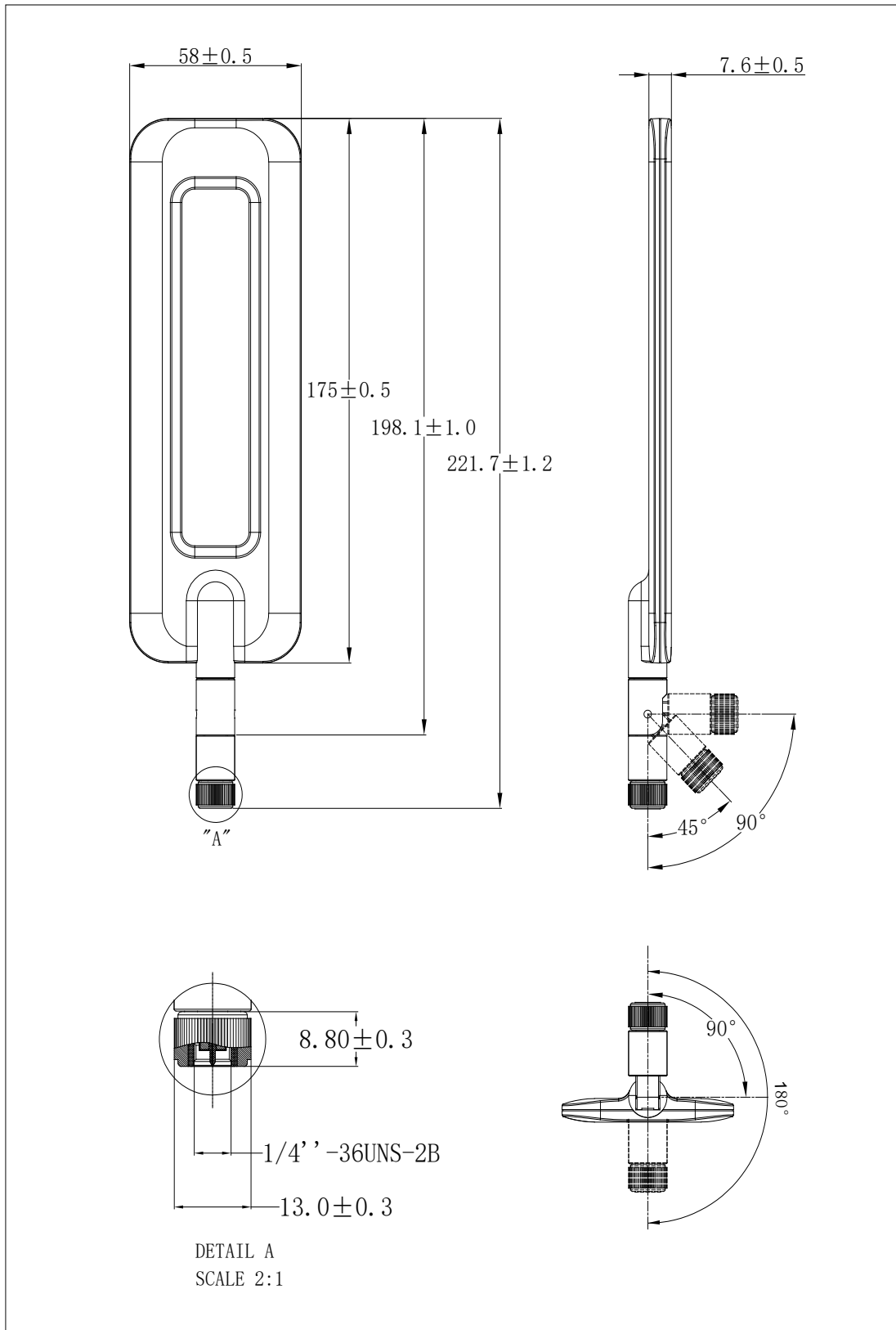
2D Radiation Pattern at 717MHz



2D Radiation Pattern at 1837MHz



HOUSING CONFIGURATIONS



Abousty™ is owned by Shenzhen MyAntenna RF Technology Co., Ltd. (often abbreviated as MyAntenna).

MyAntenna RF Technology Co., Ltd

ADD: No.RM 405, R3-A Building, Shenzhen High-Tech Park, Nanshan, Shenzhen, P.R. China.

TEL: +86-0755-86503881 FAX: +86-0755-27801677 E-mail: nfc@myantenna.com

