

UWB 5.0G-6.0G Directional FPC Antenna

FEATURES



- Mini UWB Base Station Antenna
- UVA、Forklift and Follow spot etc
- Customized product development supported

PRODUCTS

Part No.	Weight	Dimensions (L x WxH)	Cables Dimensions	Connector	Color
M01-0400810R0A	0.7g	55.5*13.4*0.5mm	Φ1.13*100mm	IPEX1	Black

SPECIFICATIONS

PARAMETER	SPECIFICATION
Frequency Bands, MHz	5000-6000
VSWR (Max)	3.0:1
Peak Gain, dBi (Typ)	Up to 1.6
Nominal Impedance	50 Ω
Max Power (ambient temp of 25°C)	10 Watts
Azimuth Beam Width (deg)	60°~120°
Polarization	Linear, Directional antenna
material	FPC
Storage Temperature Range (°C)	-40° C to +85° C
Operational Temperature Range (°C)	-40° C to +85° C
Material Substance Compliance	REACH/RoHS Compliant
HSCODE	8517707090
USHSCODE	8517620010
UPC	

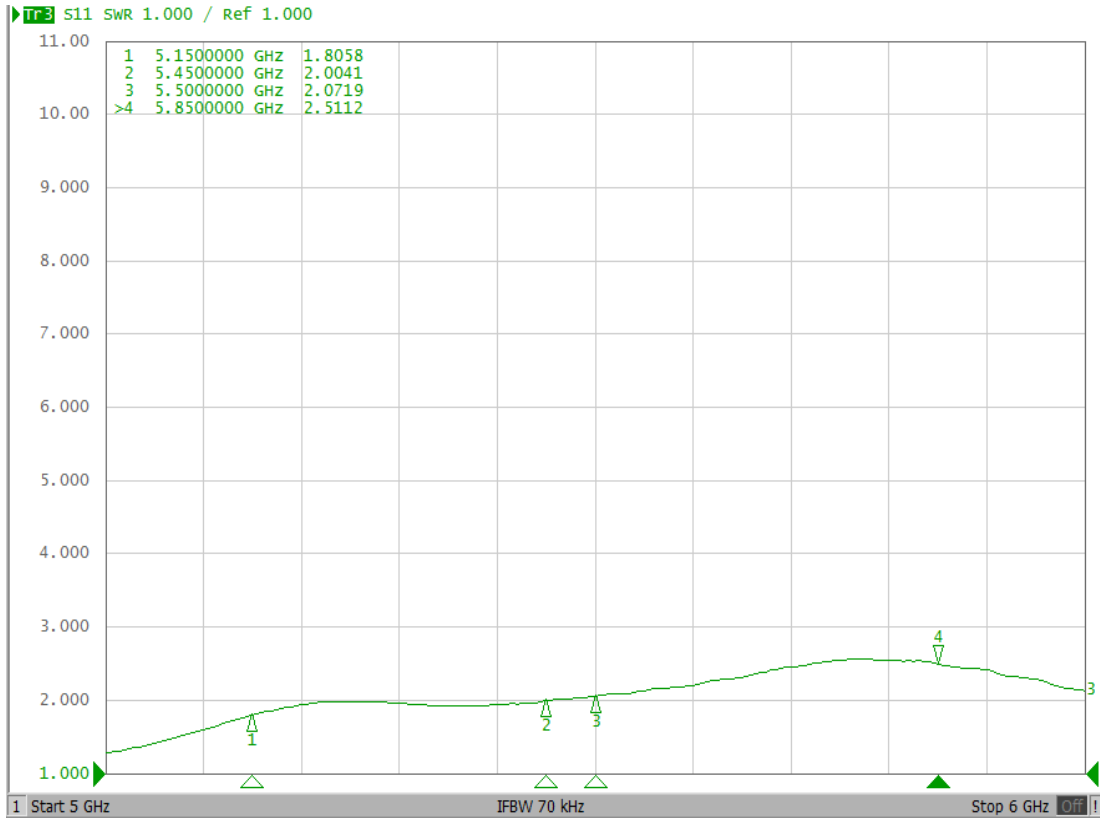
MyAntenna RF Technology Co., Ltd

ADD:Room 410, Building A, Fenghuang Zhigu, No. 50 Tiezi Road, Gongle Community, Xixiang Street, Baoan District, Shenzhen. China.

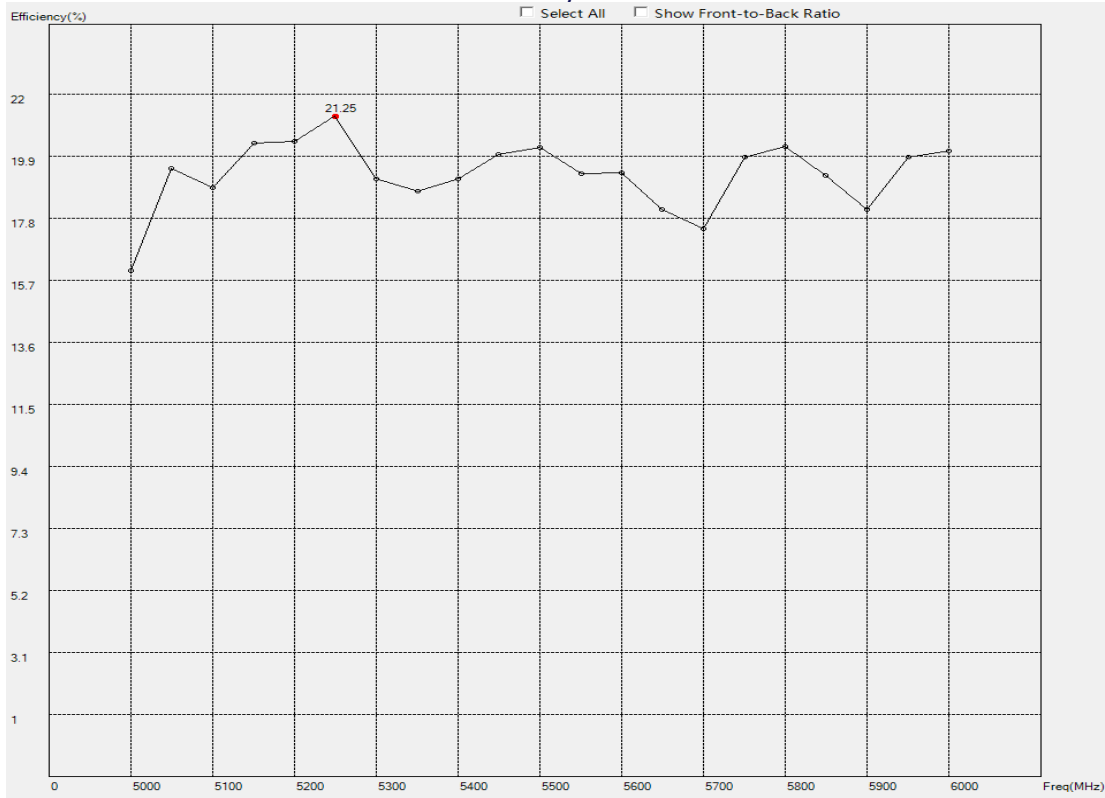
TEL: +86-0755-86503881 FAX: +86-0755-27801677 E-mail: nfc@imyantenna.com

ELECTRICAL DATA

Return Loss



Efficiency (%)

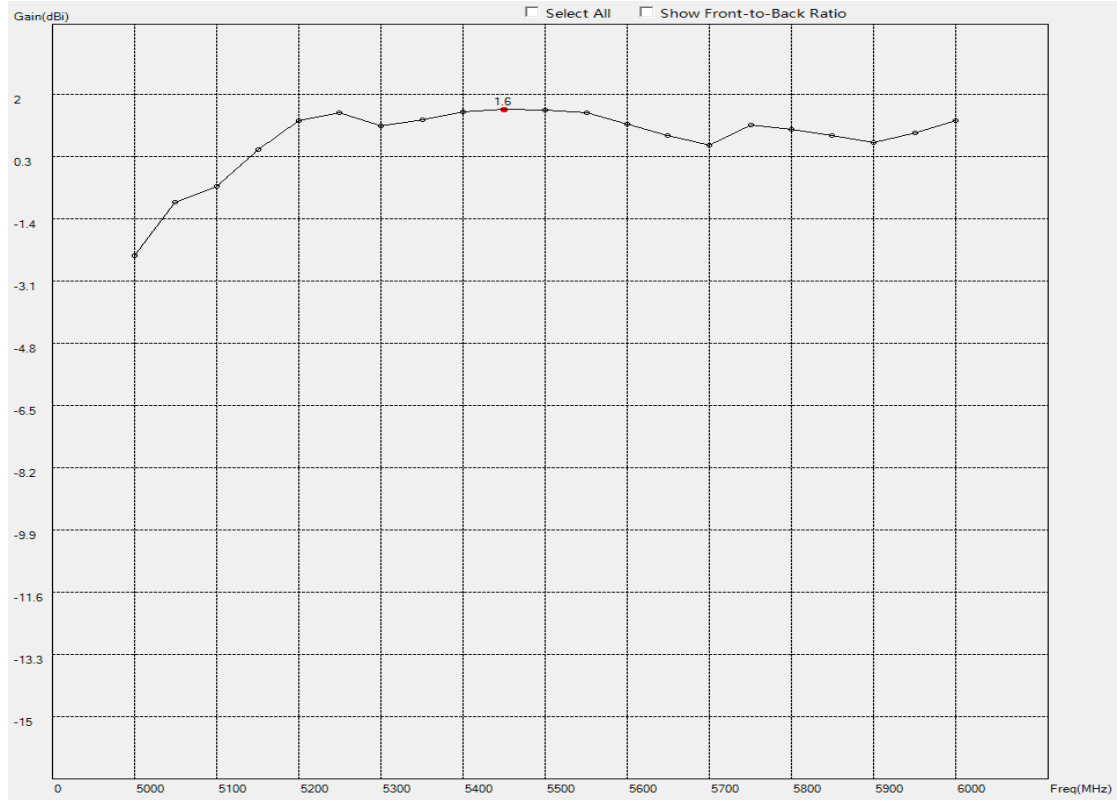


MyAntenna RF Technology Co., Ltd

ADD: Room 410, Building A, Fenghuang Zhigu, No. 50 Tiezi Road, Gongle Community, Xixiang Street, Baoan District, Shenzhen, China.

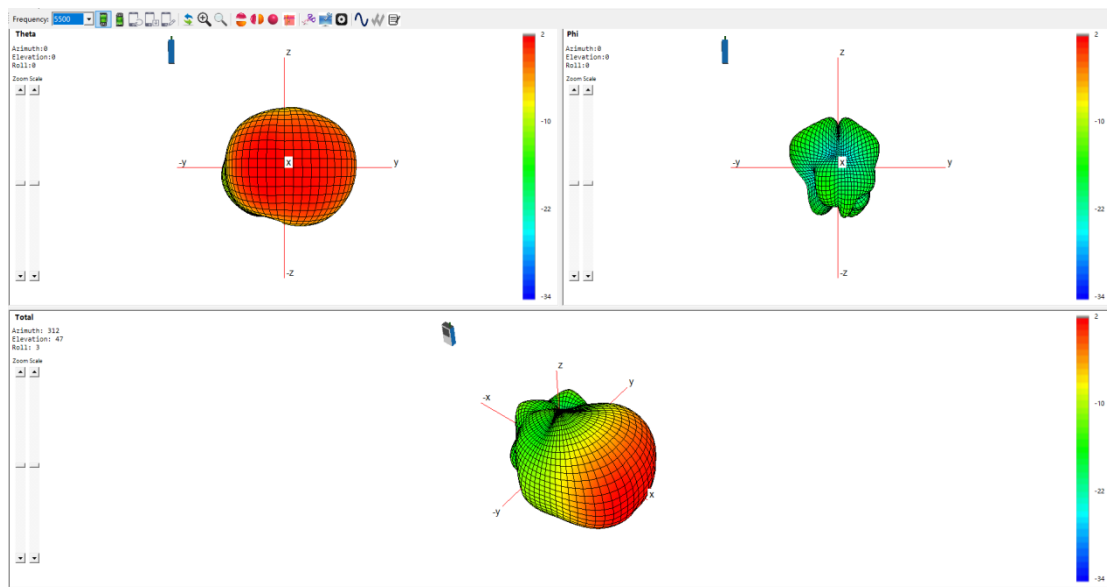
TEL: +86-0755-86503881 FAX: +86-0755-27801677 E-mail: nfc@myantenna.com

Peak Gain (dBi)

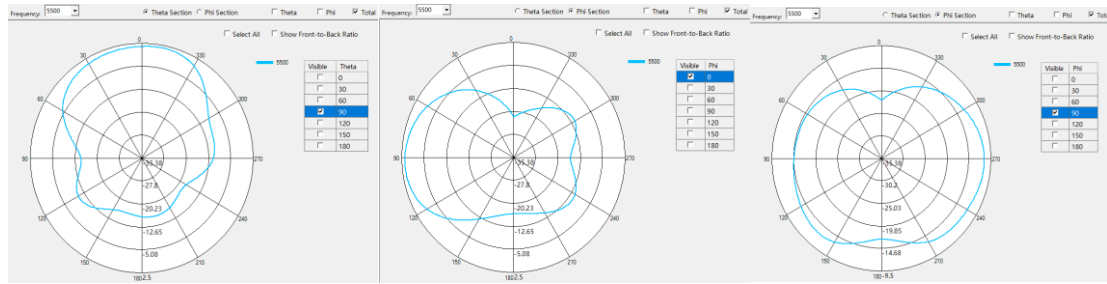


RADIATION PATTERNS

3D Radiation Pattern at 5450MHz



2D Radiation Pattern at 5450MHz




H

E1

E2

Schematic diagram of darkroom testing coordinates



HOUSING CONFIGURATIONS

