


GNSS Passive Antenna



Product Description

Part No.	Weight	PCB Dimensions (L x W x H)
M01-0300100R0A	30g	Φ81*130*1.0 mm

Electrical Characteristics

Antenna		
1	Antenna model	3540A (35mm*35mm*4mm)
2	Frequency Range	1550-1610MHz
3	V.S.W.R	2.5 MAX
4	Gain	3.22dB typ @ Φ81mm groundplane
5	Impedence	50Ω
6	Polarization	RHCP
7	Frequency Temperature Coefficient max	20 (ppm/deg.°C)

Material

No	Part Name	SPEC
1	Antenna	Dielectric Ceramics 35*35*4mm
2	PCB	FR4 Φ81*1.0mm
3	RF Cable (线材)	RF1.13
4	RF Connector (接头)	SMA FEMALE

Environment Condition

1	Working Temp (工作温度)	-40°C~+85°C, 10%~95% RH	
2	Storage Temp (贮存温度)	-55°C~+100°C, 10%~95% RH	
3	Vibration (震动)	Wave Form: Random Vibration	
		Test Time: 30min/Axis	
		Direction: X, Y, Z Axis	
		PSD Break Points for 9.8 RMS(m/s ²)	
		Frequency (Hz)	Acceleration (m/s ²) ² /Hz)
		50	0.38416
		300	0.38416

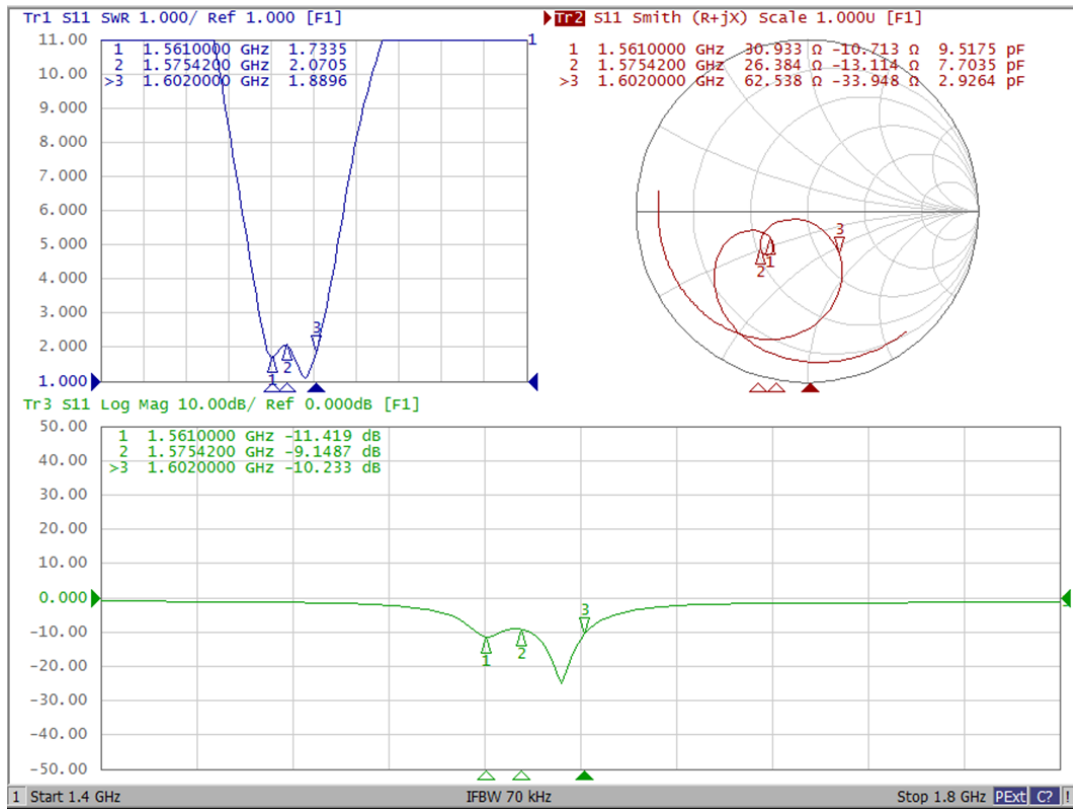
MyAntenna RF Technology Co., Ltd

ADD:Room 410, Building A, Fenghuang Zhigu, No. 50 Tiezi Road, Gongle Community, Xixiang Street, Baoan District, Shenzhen.

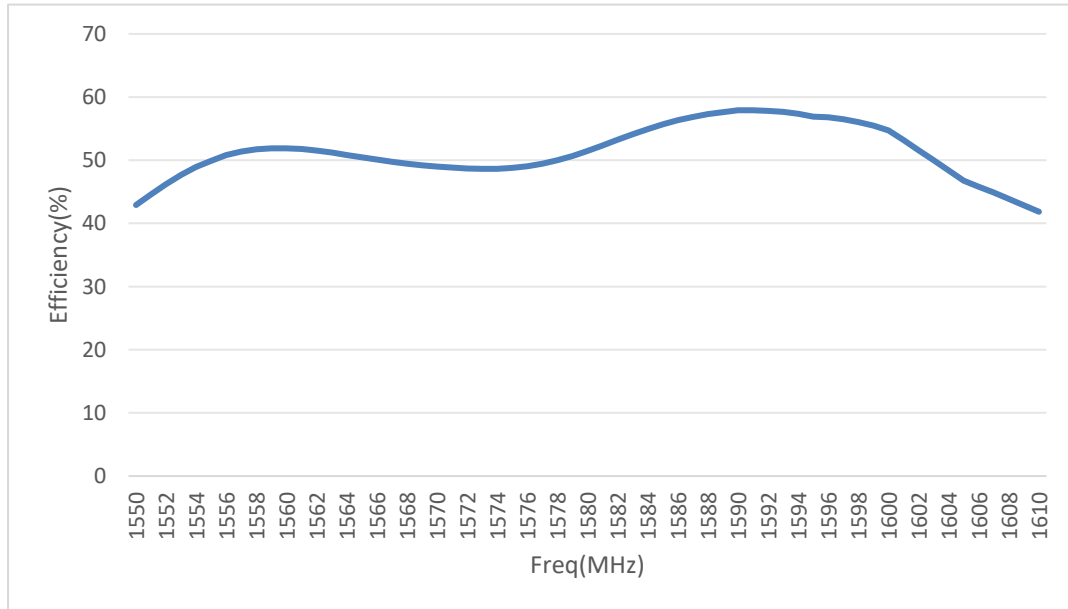
TEL: +86-0755-86503881 FAX: +86-0755-27801677 E-mail: nfc@myantenna.com

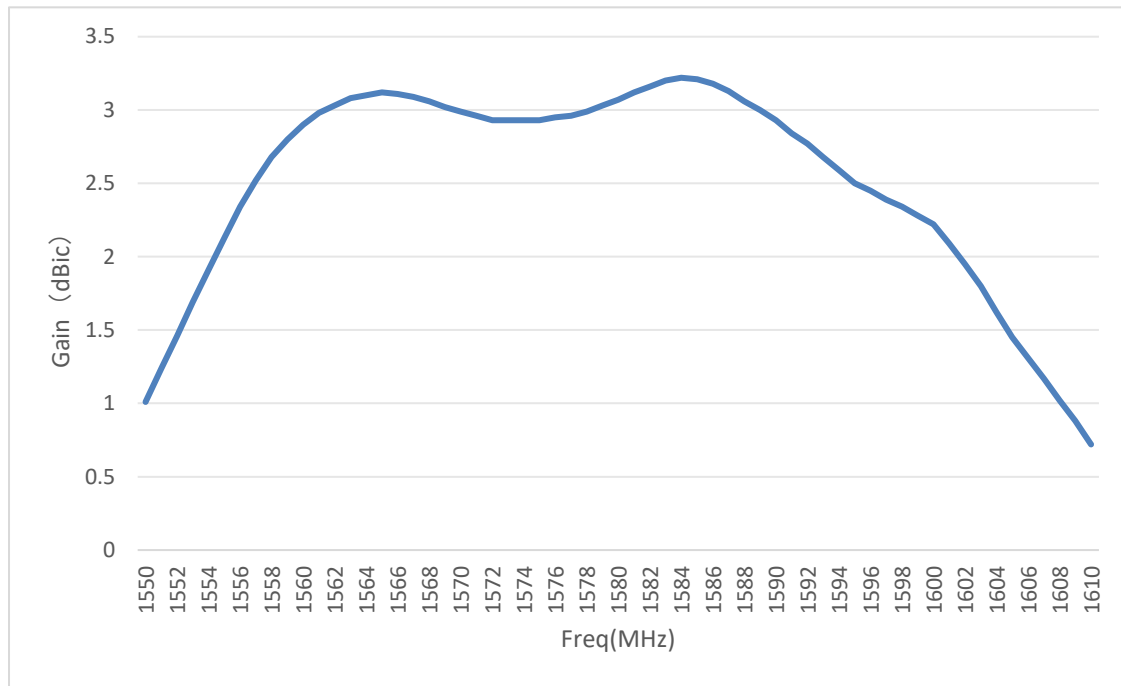
Performance test

V.S.W.R & Return Loss



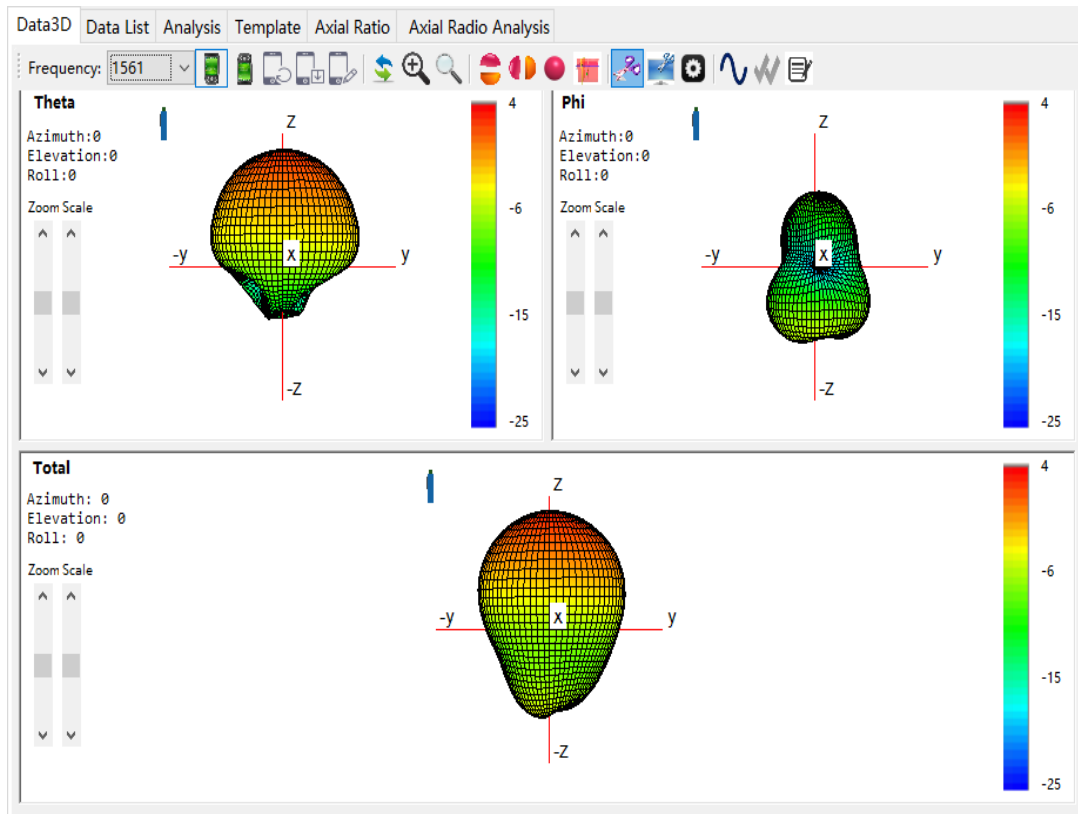
Passive testing



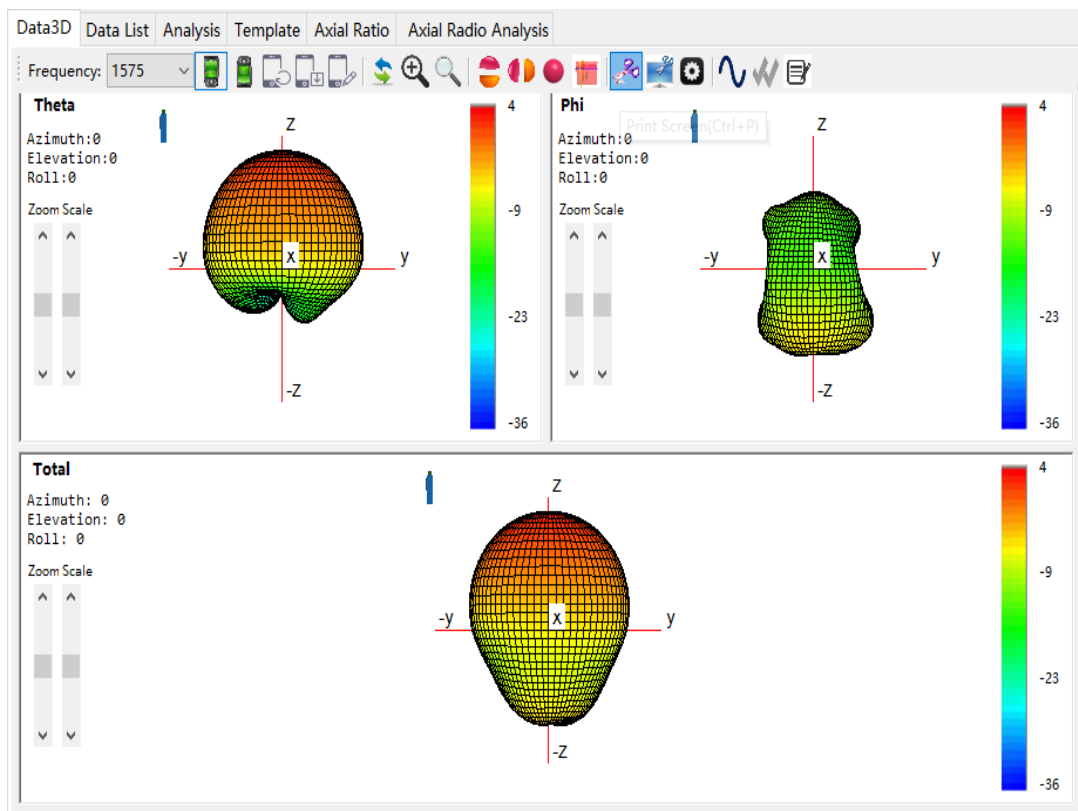


Freq(MHz)	Gain (dBic)	Efficiency(%)	Freq(MHz)	Gain (dBic)	Efficiency(%)	Freq(MHz)	Gain (dBic)	Efficiency(%)
1550	1.01	42.90	1571	2.96	48.82	1592	2.77	57.83
1551	1.24	44.57	1572	2.93	48.70	1593	2.68	57.64
1552	1.46	46.21	1573	2.93	48.63	1594	2.59	57.34
1553	1.69	47.69	1574	2.93	48.66	1595	2.50	56.91
1554	1.91	48.95	1575	2.93	48.78	1596	2.45	56.78
1555	2.13	49.93	1576	2.95	49.05	1597	2.39	56.50
1556	2.34	50.81	1577	2.96	49.45	1598	2.34	56.04
1557	2.52	51.38	1578	2.99	50.01	1599	2.28	55.46
1558	2.68	51.74	1579	3.03	50.69	1600	2.22	54.74
1559	2.80	51.88	1580	3.07	51.46	1601	2.09	53.19
1560	2.90	51.89	1581	3.12	52.34	1602	1.95	51.59
1561	2.98	51.78	1582	3.16	53.23	1603	1.80	50.00
1562	3.03	51.52	1583	3.20	54.10	1604	1.62	48.39
1563	3.08	51.20	1584	3.22	54.93	1605	1.45	46.78
1564	3.10	50.84	1585	3.21	55.67	1606	1.31	45.82
1565	3.12	50.45	1586	3.18	56.33	1607	1.17	44.87
1566	3.11	50.09	1587	3.13	56.86	1608	1.02	43.86
1567	3.09	49.75	1588	3.06	57.30	1609	0.88	42.85
1568	3.06	49.47	1589	3.00	57.62	1610	0.72	41.85
1569	3.02	49.20	1590	2.93	57.89			
1570	2.99	49.01	1591	2.84	57.91			

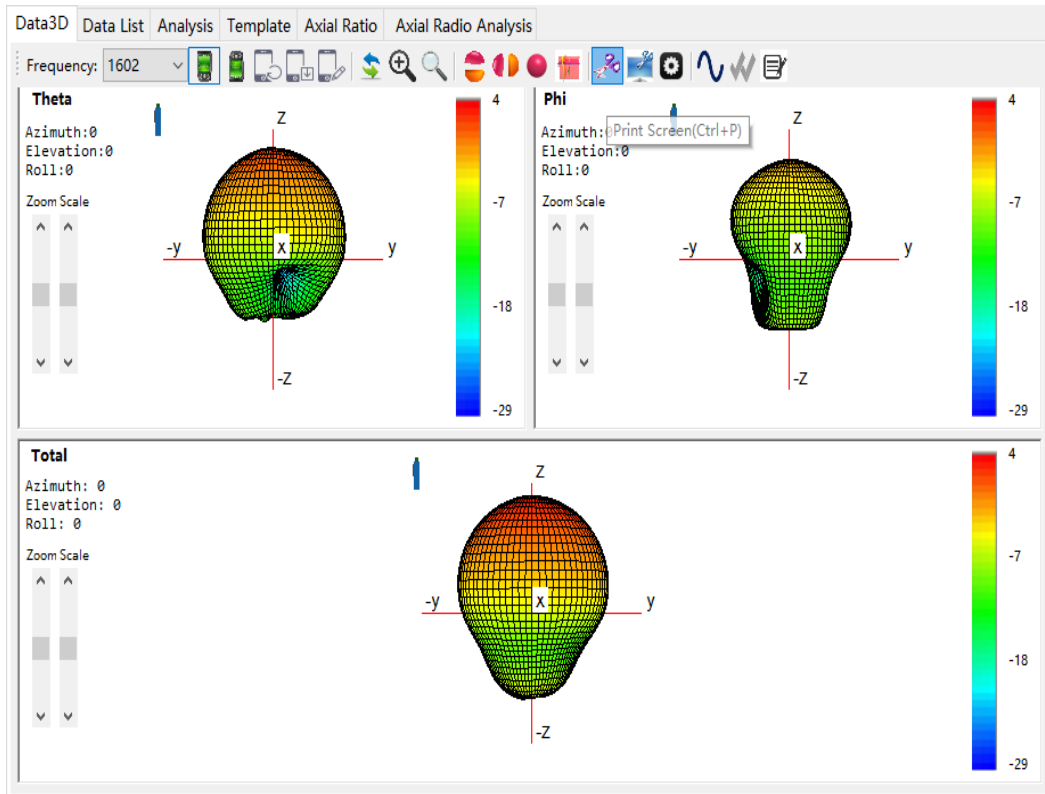
3D Map



1561MHz Gain=2.98dBic

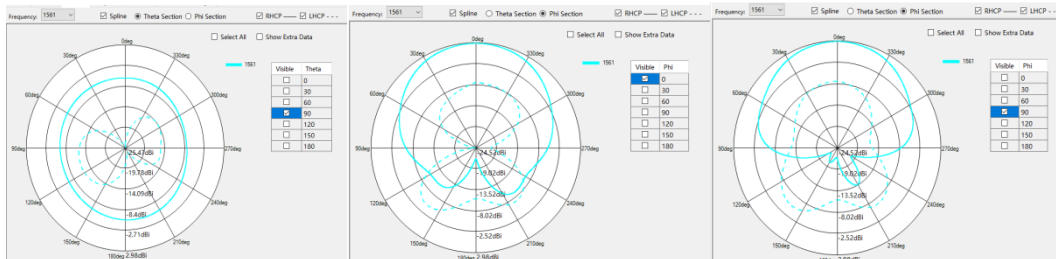


1575MHz Gain=2.93dBic

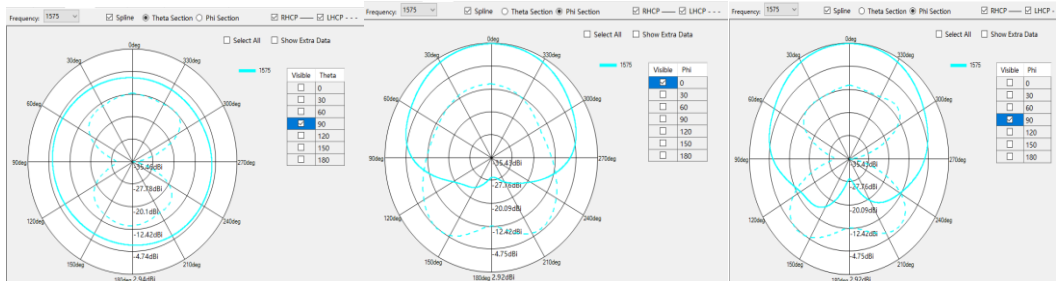


1602MHz Gain=1.95dBic

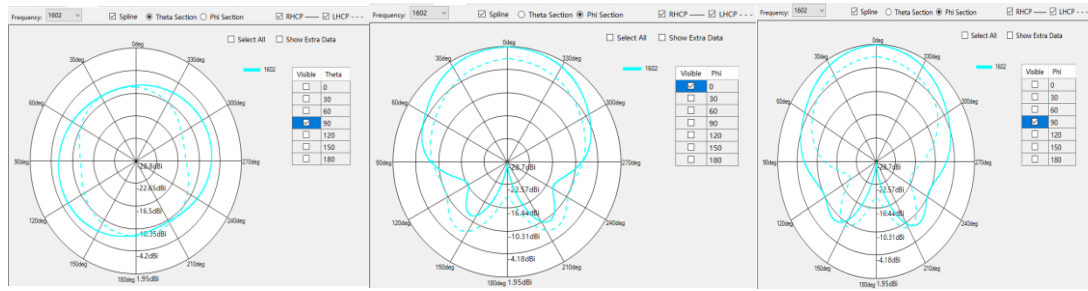
2D Map



1575MHz Gain=2.98dBic



1575MHz Gain=2.93dBic



1602MHz Gain=1.95dBic

HOUSING CONFIGURATIONS

