

4dBi 5G Rod Antenna

FEATURES



- Enhanced hinge structure for vibration environs



The MyAntenna M02-0100050R0A M02-0100080R0A range of antennas are designed to decrease the lifetime cost of M2M and mobile device installations by offering a robust, effective antenna that is easy to install and lasts the lifetime of the installation without the need for maintenance.

The antenna offers ground-plane independent Omni-directional performance across global cellular and LTE bands making it a versatile solution for any number of applications. The efficient element design ensures a high first time connection rate and an ongoing, robust communications link even in problematic coverage areas.

PRODUCTS

Part No.	Weight	Dimensions (L x W x H)	Connector	Color
M02-0100050R0A	15.8g	Φ13*135.3*23.9mm	RP-SMA-Male	Black
M02-0100080R0A	15.8g	Φ13*135.3*23.9mm	SMA-Male	Black

SPECIFICATIONS

PARAMETER	SPECIFICATION		
Frequency Bands, MHz	617-960	1710-2690	5150-5850
VSWR (Max)	6.2:1	3.0:1	3.0:1
Peak Gain, dBi (Typ)	Up to 4.18		
Nominal Impedance	50 Ω		
Max Power (ambient temp of 25°C)	10 Watts		
Azimuth Beam Width (deg)	Omnidirectional		
Polarization	Linear, Omnidirectional		
Radome	ABS, Black		
Storage Temperature Range (°C)	-40° C to +85° C		
Operational Temperature Range (°C)	-40° C to +85° C		
Material Substance Compliance	REACH/RoHS Compliant		
HSCODE	8517707090		
USHSCODE	8517620010		
UPC			

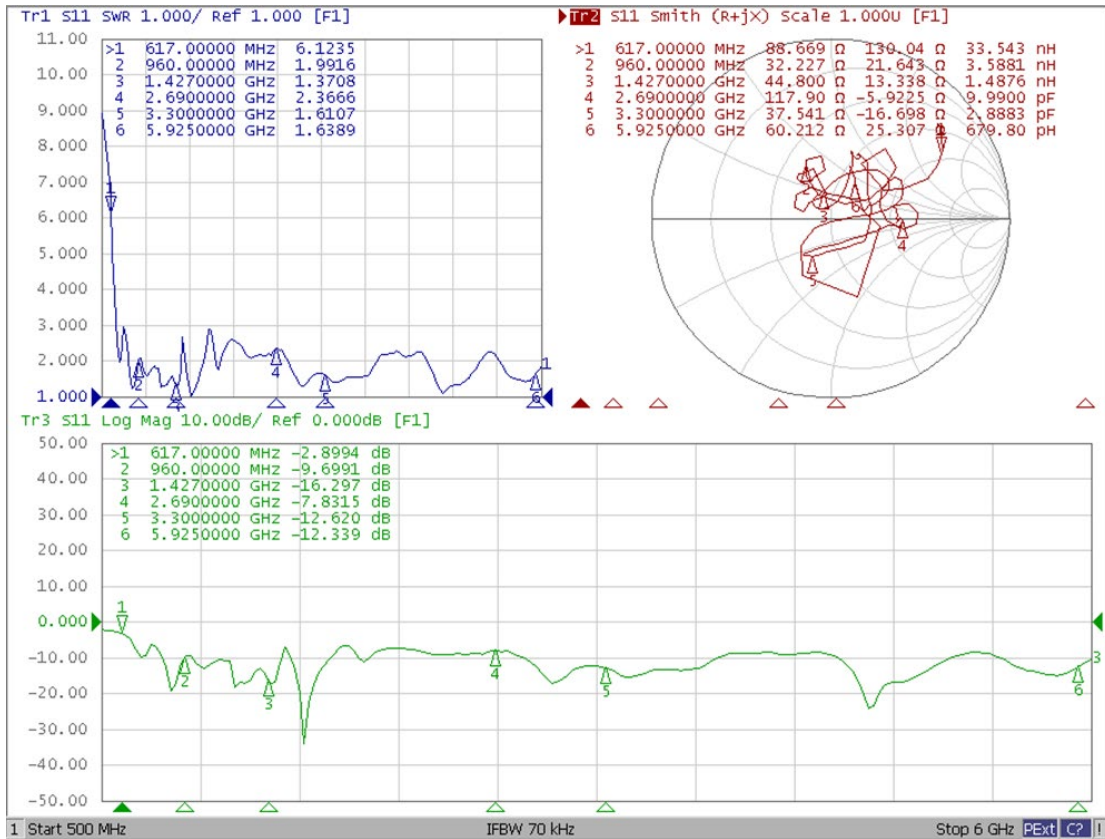
MyAntenna RF Technology Co., Ltd

ADD: No.RM 405, R3-A Building, Shenzhen High-Tech Park, Nanshan, Shenzhen, P.R. China.

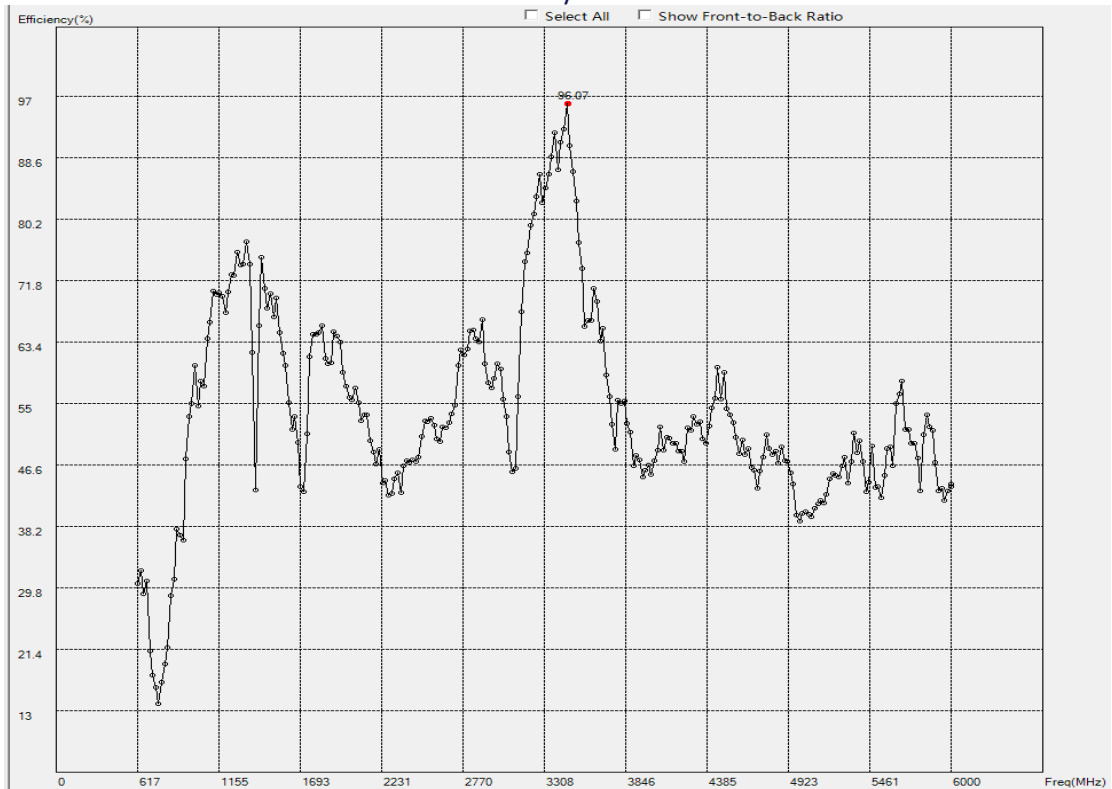
TEL: +86-0755-86503881 FAX: +86-0755-27801677 E-mail: nfc@myantenna.com

ELECTRICAL DATA

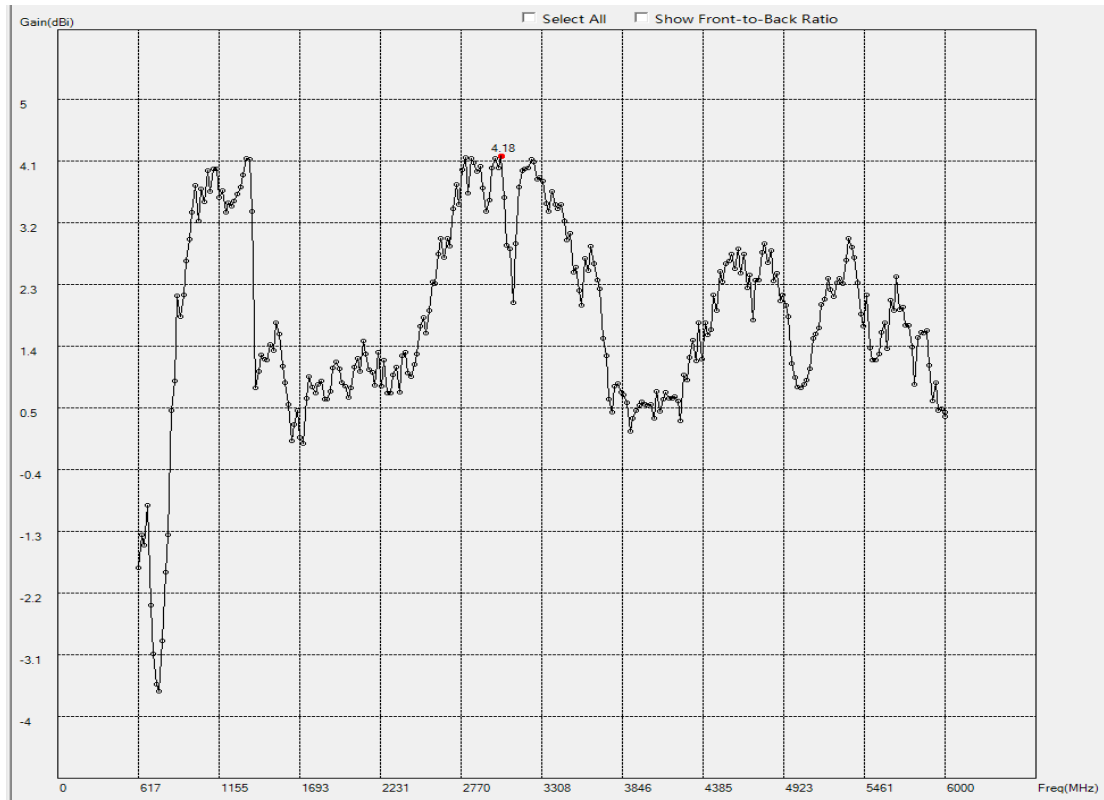
Return Loss



Efficiency (%)

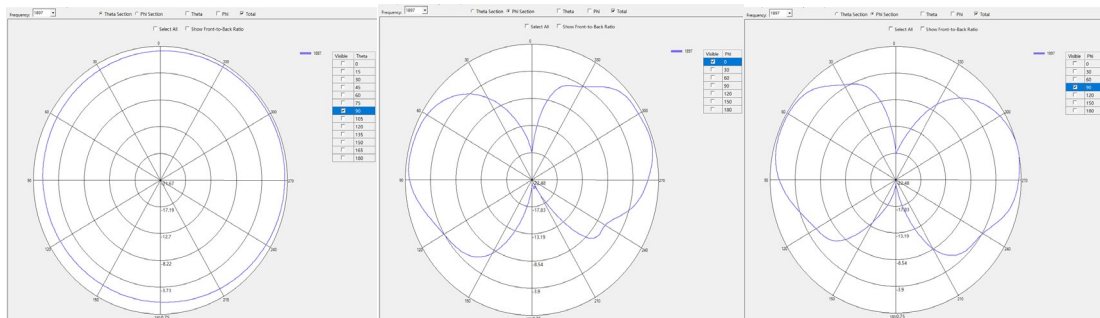


Peak Gain (dBi)



RADIATION PATTERNS

2D Radiation Pattern at 1897MHz



HOUSING CONFIGURATIONS

